

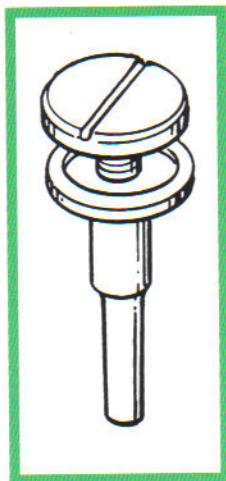
Grinding Aids Catalog

Grinding Aids Catalog

This catalog offers the largest and most complete selection of grinding aids available from any one source.

All items listed in this grinding aids catalog which are of the design and manufacture of Air Tool Service Co., viz, collet chucks, adapters, extensions, etc., are made from STRESS PROOF steel for desirable hardness, toughness and best tensile strength characteristics.

Close tolerances are maintained for exact fits and resulting long life.



Terms and Conditions

Design details are in accordance with requirements of the American National Standards Institute ANSI B7-1 as approved by OSHA.

The last few pages of this catalog include a cross reference to the Portable Pneumatic Tool Manufacturer's part numbers. If the parts are the same our stock numbers appear in the column headed "Air Tool Part Number!" If the parts are not the same but are a "satisfactory substitute," our stock numbers appear in the column "Air Tool Substitute Part."

All shipments will be made F.O.B. Redford via parcel post or United Parcel Service C.O.D. if satisfactory credit arrangements have not been made. For open account customers terms are not 10th prox. F.O.B. Redford.

Minimum Billing – A minimum billing of \$20.00 will apply on all open account billings.

Prices are subject to change without notice.

Item purchased by customers may, if new and unused, be returned for credit if prior permission for such return is obtained. A restocking charge of 15% will apply on all returns.

Warning

Do not use grinding wheel or other type cutting tool that has a lower maximum operating speed than the free speed of the grinder being used.

Do not exceed 90 PSI air pressure. Increased air pressure could increase RPM of the grinder beyond maximum operating speed of wheel. Use hose size specified by the manufacturer. Insert mandrel or tool shank completely into collet. If overhang is essential, the RPM must be reduced accordingly to prevent whipping and bending. Be certain the collet nut is tight before operating grinder.

Stone must be dressed before using, to prevent vibration, whipping or bending and to insure safe and smooth grinding for the operator.

Safety guards must be used where required, safety glasses should be worn at all times in any area where grinding is being done.

Air Tool Service Company of Redford, Michigan, is not affiliated with any other company using the same or similar name style.

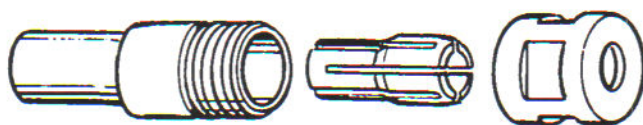
Grinding Aids Catalog

Index

Accessories	22
Sander Back up Pads	22
Adapters & Extensions	12-18
Air Inlet Connections	23
Collet Chuck Nuts	11
Collet Inserts	2-3
Cone & Plug Wheel Adapters	17
Depressed Center Wheel Adapters & Components	20
Four Piece Collet Chucks	10
New Collets & Adapters	26
Regulators	23
Spacers	21
Spindle Nuts	21
Three Piece Collet Chucks	8-9
Two Piece Collet Chucks	4-7
Wheel Washers & Spacers	21
Wrenches - Collet Chuck Nuts & Adapters	11

Cross Reference Parts List

Aro Corp	27-28
Black & Decker	29-30
Chicago Pneumatic	30-31
Cleco Dresser	31-32
Dotco	33-34
Gardner-Denver	34
Ingersoll-Rand	35-36
Metal Removal	36-37
Rockwell (Buckeye)	37-38
Rotor	38-39
Sioux	39
Stanley	40
Thor	41



WARRANTY

Air Tool Service Co., the seller, warrants all products of its design and manufacture to be free from defects in material and/or workmanship for a period of 90 days from the date of shipment from its warehouse. Air Tool Service Co. will replace at no charge any such item, which is defective in the opinion of the customer and confirmed by the seller.

The seller's warranty does not cover, 1. Damage due to misuse of the tool on which the grinding aid was assembled. 2. Misuse is interpreted, (A) Use of excessive or insufficient air pressure. (B) Use at speeds in excess of specified and approved speed of the tool. (C) Negligence in providing proper operating instructions. (D) Negligence in providing proper and adequate service to the tool.

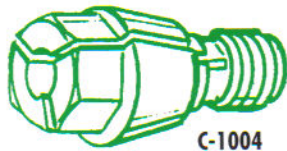
This is the only authorized Air Tool Service Co. warranty and it is in lieu of all other expressed or implied warranties and/or representations. In no event will Air Tool Service Co. be liable for business interruptions, loss of profits, personal injuries, cost of delay or any other indirect, incidental or consequential losses, costs or damages.

Collet Inserts



C-1003

C-1003-1/8"
Collet 923-005-0
For URYU 17052-4
9561



C-1004

C-1004-1/4"
Collet 923-006-0
For URYU 17052-2
9562



C-1025

C-1025-1/8"
REPLACES:
Aro No. 30847-1
Mich. Pneumatic No.
Gg-44850-1/8"
U.S. Industrial No. 30847-1

C-1025-3/16"
REPLACES:
Aro No. 30847-2

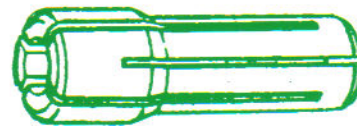
C-1025-1/4"
REPLACES:
Aro No. 30847-3
Mich. Pneumatic No.
Gg-44850-1/4"
U.S. Industrial No. 30847-3

C-1026



C-1026-1/4"
REPLACES:
Rockwell (Buckeye)
No. 1006647
The Collet we furnish is not identical to the Rockwell Collet. It has been thoroughly tested and it is a satisfactory and acceptable substitute.

C-1027-1/8"
REPLACES:
Aro No. 31812-4
Black & Decker No. 44001
Chicago Pneu. No. C-110299
Dotco No. 304
Dresser No. 847534
Ingersoll-Rand No. G120-700-2
DG-11070062
Metal Removal No. 847534
Rotor No. 1233-1317C
Sioux No. 21102
Stanley No. G-2019



C-1027

C-1027-3/16"
REPLACES:
Aro No. 31812-6
Black & Decker No. 44002
Chicago Pneu. No. C-110298
Dotco No. 306
Dresser No. 847535
Ingersoll-Rand No. G120-700-3
Metal Removal No. 847535
Rotor No. 1233-1317E
Sioux No. 21101
Stanley No. G-2018

C-1027-1/4"
REPLACES:
Aro No. 31812-8
Black & Decker No. 44003
Chicago Pneu. No. C-110297
Dotco No. 308
Dresser No. 847523
Ingersoll-Rand No. G120-700-4
Metal Removal No. 847523
Rotor No. 1233-1317H
Sioux No. 21100
Stanley No. G-2014

C-1028



C-1028-1/8"
REPLACES:
Aro No. 32968-1
Dotco No. 204
Ingersoll-Rand No. G140-700-2

C-1028-1/4"
REPLACES:
Aro No. 32968-5
Chicago Pneu. No. C-119729Y
Dotco No. 208
Dresser No. 847811
Ingersoll-Rand No. G140-700-4
Metal Removal No. 847811
Rotor No. 1171-1317B
Stanley No. G-3027

C-1029



C-1028-3/8"
REPLACES:
Aro No. 32968-9
Chicago Pneu. No. C-116730Y
Dotco No. 2112
Dresser No. 847805
Ingersoll-Rand No. G140-700-6
Metal Removal No. 847805
Rotor No. 1171-1317D
Stanley No. G-3026

C-1029-1/4"
REPLACES:
Boston Pneu. No. 40-1/4"
Ingersoll-Rand No. G120-700-4
Mich. Pneumatic No. G-53850-1/4"

Other sizes available
Please Call

C-1033



C-1033-1/8"
REPLACES:
Aro No. 41750-1

C-1033-3/16"
REPLACES:
Aro No. 41750-2

C-1033-1/4"
REPLACES:
Aro No. 41750-3

Collet Inserts

C-1041



RUBBERFLEX COLLET INSERT

C-1041-1/8"

REPLACES:

Aro No. 37431-1
Chicago Pneu. No. C-042514Y
Dresser No. 847532
Ingersoll-Rand No. R001-300-1/8"
Metal Removal No. 310-0046
Rockwell No. 1010234
Rotor No. 1223-1317
Sioux No. 21089
Thor No. 90482

C-1041-1/4"

REPLACES:

Aro No. 37431-3
Chicago Pneu. No. C-042516Y
Dresser No. 847533
Ingersoll-Rand No. R001-300-1/4"
Metal Removal No. 310-0048
Rockwell No. 1010232
Rotor No. 1223-1317C
Sioux No. 21087
Thor No. 90484

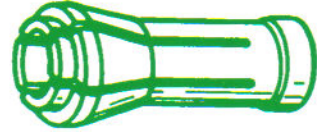
C-1068



C-1068-1/8" & 1/4"

REPLACES:

1011118-1/8"
Rockwell 1014493-1/4"
Substitute for Gardner Denver 10550-250



C-1074

C-1074-1/8" & 1/4"

REPLACES:


Chicago Pneu. KF124524-C-138727
Rockwell 92233
UPI 1610 and UPI 551
Both 1/4" & 1/8" available in 1" or 1-7/32"
Please specify length.

C-1075-1/8"-1/32"-1/16"

IMM-2.35MM - 3.00MM

REPLACES:
Dotco 100
Aro 37735

Other sizes available
Please Call




C-1090

C-1090

Insert for A.T.S. C-1084A - Collet Assy. or other applic. requiring 100 Series.

Other sizes available
Please Call



C-1093

C-1093-1/8"

REPLACES:

Black & Decker No. 718523-1/8"

C-1093-3/16"

REPLACES:

Black & Decker No. 718524-3/16"

C-1093-3/32"

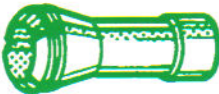
REPLACES:

Black & Decker No. 718525-3/32"

C-1093-1/4"

REPLACES:

Black & Decker No. 718520-1/4"



C-1095

C-1095-1/8"

REPLACES:

Ingersoll-Rand No. R001-700-1/8"

C-1095-1/4"

REPLACES:

Ingersoll-Rand No. R001-700-1/4"

C-1105



C-1105

REPLACES:

Black & Decker 45488
Available in 1/8" - 3/16" - 1/4"
Also can be substituted for C-1041 Rubber Flex Collet

C-1110

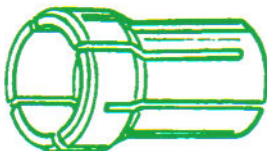


C-1110

REPLACES:

Dotco 7808
Available in 1/8" - 3/16" - 1/4"

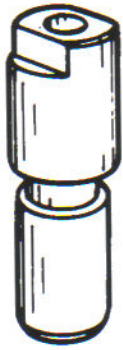
C-1111



C-1111

C-1111 - Insert for ATS C-1109A
C-1109 - All sizes available
180 Series - Please Call

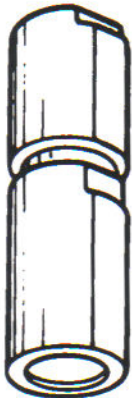
Two Piece Collet Chucks



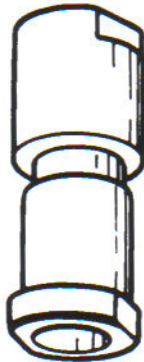
C-1017A

1/8" Capacity Light Duty

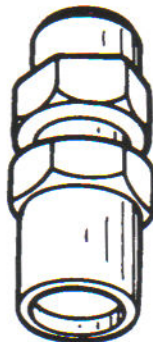
1/4" Capacity Light Duty



C-1001A



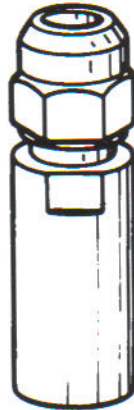
C-1009A



C-1013A



C-1013M



C-1060A



C-1083A



C-1085A

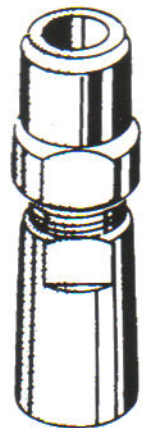


C-1086A

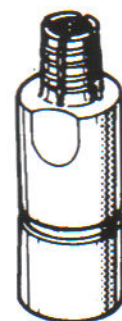


3/32" - 1/8" - 5/32" - 3/16" REDUCERS ARE AVAILABLE SEE PAGE 11

STOCK NO.	LENGTH OVERALL	INTERNAL THREAD	THREAD RECESSED	USES NUT	USES WRENCH	NUT O.D.	REPLACES
C-1001A	1-7/8"	3/8" - 24	3/8"	C-1001N	31-316-1/2"	21/32"	ARO#30489-1 & 30731-1
C-1009A	1-5/8"	3/8" - 24	1/8"	C-1009N	31-318 - 9/16"	11/16"	B. & D. #718504 ROTOR #M827-1037
C-1013A	1-5/8"	3/8" - 24	1/4"	C-1013N	31-320 - 5/8"	23/32"	THOR #70480
C-1013AM	1-5/8"	M10x1.5	1/4"	C-1013N	31-320 - 5/8"	23/32"	VARIOUS MODELS
C-1060A	2-3/16"	3/8" - 24"	1/8"	C-1013N	31-318 - 9/16" 31-320 - 5/8"	23/32"	ATS DESIGN
C-1083A	1-11/16"	3/8" - 24	None	C-1001N	31-316 - 1/2" 31-316 - 1/2"	21/32"	ATS DESIGN
C-1085A	1-13/16"	5/16" - 24	5/32"	C-1085N	31-314 - 7/16" 31-320 - 5/8"	11/16"	C.P. C-121783
C-1086A	1-11/16"	3/8" - 24	1/8"	C-1086N	31-318 - 9/16" 31-320 - 5/8"	23/32"	C.P. S-O 66271
C-1092A	2"	3/8" - 24	3/16"	C-1092N	31-316 - 1/2" 31-320 - 5/8"	11/16"	(FINE THREAD STYLE) C.P. #S-066271
C-1100	2-1/8"	3/8" - 24	1/8"	C-1086N	31-318 - 9/16" 31-320 - 5/8"	23/32"	CPSO-66271 - 2-1/8"



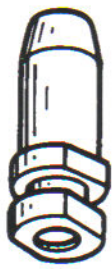
C-1092A



C-1100

NOTE - This 2-Piece Collet Chuck with a 5/16" - 24 Internal Thread may be used as a replacement for 4-Piece Collet Chucks used on various Die Grinders, VIZ, ARO, CP, DOTCO, SIOUX, ETC.

Two Piece Collet Chucks



C-1007A



C-1008A



C-1010A



C-1012A



C-1014A



C-1024A

1/4" Capacity Medium Duty

STOCK NO.	LENGTH OVERALL	INTERNAL THREAD	THREAD RECESSED	USES NUT	USES WRENCH	NUT O.D.	REPLACES
C-1007A	2-3/16"	3/8" - 24	1/2"	C-1007N	31-322 - 11/16"	7/8"	DRESSER #849142
C-1008A	2-1/2"	3/8" - 24	9/16"	C-1008N	31-324 - 3/4" 31-322 - 11/16"	7/8"	I.R.#ROA-390 - 1/4"
C-1010A	2-1/2"	3/8" - 24	9/16"	C-1010N	31-324 - 3/4"	7/8"	BLACK & DECKER #718587
C-1012A	1-9/16"	3/8" - 24	1/8"	C-1012N	31-322 - 11/16"	7/8"	ROTOR #M1086-1096
C-1014A	2-3/16"	3/8" - 24"	7/16"	C-1014N	31-324 - 3/4"	7/8"	THOR #58980



C-1039A

1/4" Capacity Heavy Duty

C-1024A	2-5/8"	1/2" - 13	1/2"	C-1010N	31-324 - 3/4"	7/8"	ATS DESIGN SEE NOTE "A"
C-1039A	3-1/8"	1/2" - 13	FLUSH	C-1039N	31-322 - 11/16" 31-326 - 13/16"	1"	ATS DESIGN SEE NOTE "A"
C-1056A	3-1/8"	1/2" - 13	1/8"	C-1039N	31-322 - 11/16" 31-326 - 13/16"	1"	ATS DESIGN SEE NOTE "B"
C-1071A	2-5/8"	3/8" - 24	1/2"	C-1071N	31-324 - 3/4" 31-326 - 13/16"	15/16"	B/D 44014
C-1087A	2-1/4"	3/8" - 24	1/8"	C-1087N	31-324 - 3/4" 31-324 - 3/4"	7/8"	CP C-104864
C-1097A	2-13/32"	3/8" - 24	1/4"	C-1097N	31-318 - 9/16" 31-322 - 11/16"	27/32"	ATS DESIGN
C-1104A	3-1/8"	5/8" - 11	FLUSH	C-1107N	31-322 - 11/16" 31-326 - 13/16"	1"	ATS DESIGN
C-1107A	2-1/4"	5/8" - 18	FLUSH	C-1107N	31-322 - 11/16" 31-326 - 13/16"	1"	ATS DESIGN
C-1118A	2-1/2"	3/8" - 16	3/8"	C-1010N	31-324 - 3/4"	7/8"	ATS DESIGN



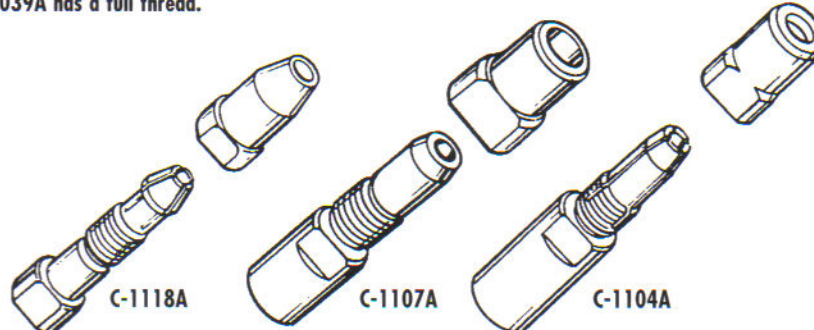
C-1071A



C-1087A

NOTE "A" - These Collet Chucks usable on all "Heavy Duty" grinders having 1/2" - 13 threaded spindles. C-1024A has a recessed thread. C-1039A has a full thread.

NOTE "B" - Collet Chuck C-1056A is identical to C-1039A with the exception "Internal thread is recessed 1/18".



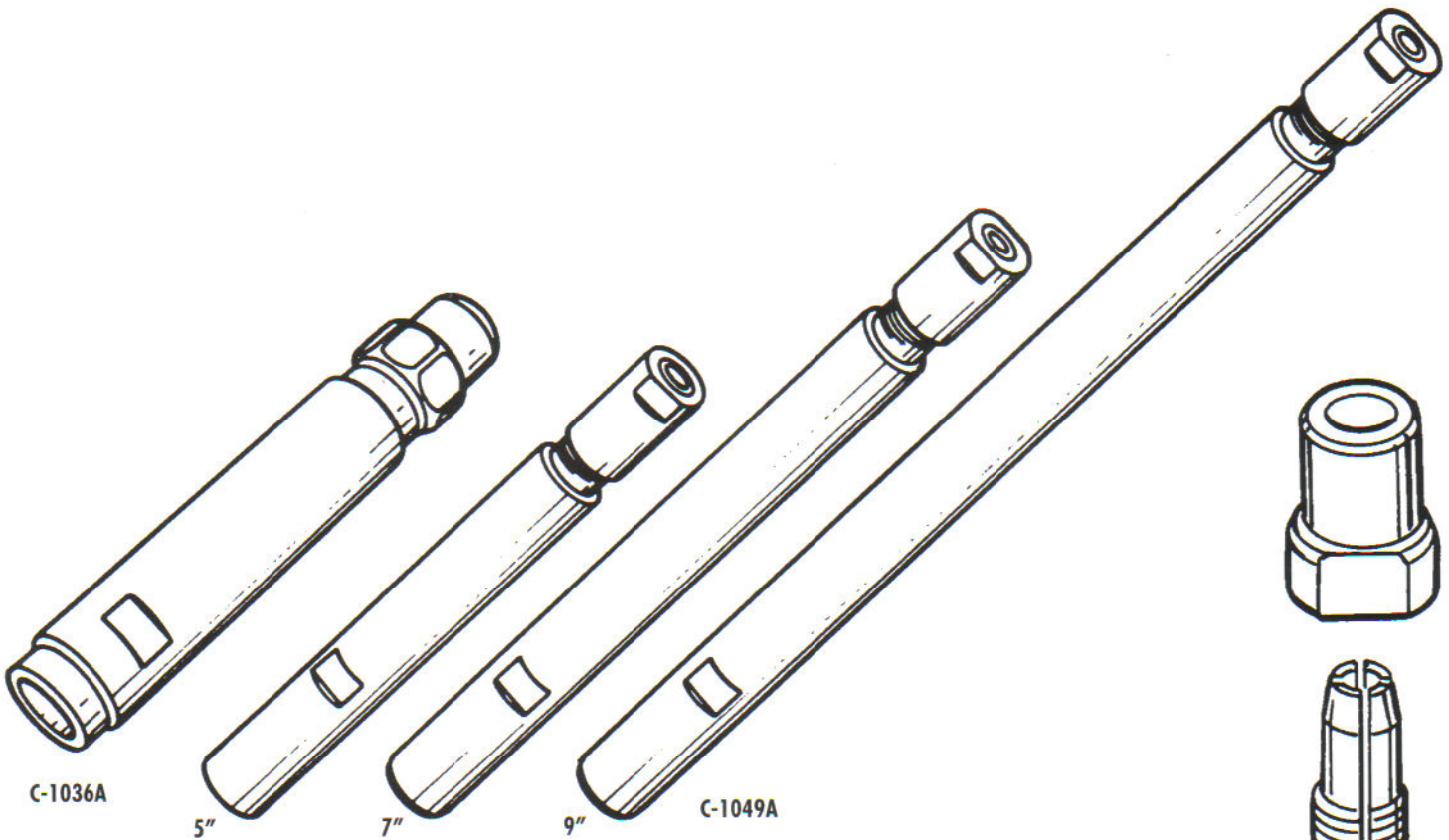
C-1118A

C-1107A

C-1104A

C-1097A

Two Piece Collet Chucks

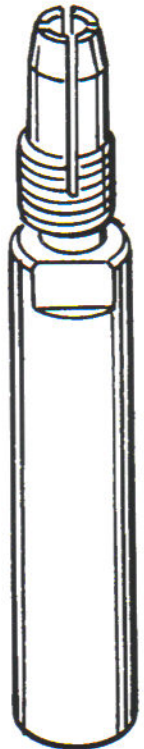
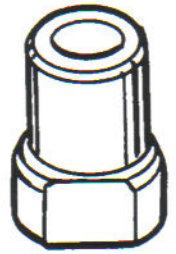


1/4" Capacity - Extended

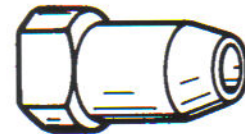

STOCK NO.	LENGTH OVERALL	INTERNAL THREAD	THREAD RECESSED	USES NUT	USES WRENCH	NUT O.D.	REPLACES
C-1036A	3-1/2"	3/8" - 24	1/4"	C-1036N	31-320 - 5/8"	23/32"	C.P. #C-069969
C-1049A	5" - 7" - 9"	3/8" - 24 7" Avail. with 1/2" - 20 or 1/2" - 13	5/16"	C-1049N	31-316 - 1/2"	11/16"	ARO #30385-1
C-1115A	5"	5/8" - 11	3/16"	C-1107N	31-322 - 11/16" 31-326 - 13/16"	1"	

3/8" Capacity - Extended

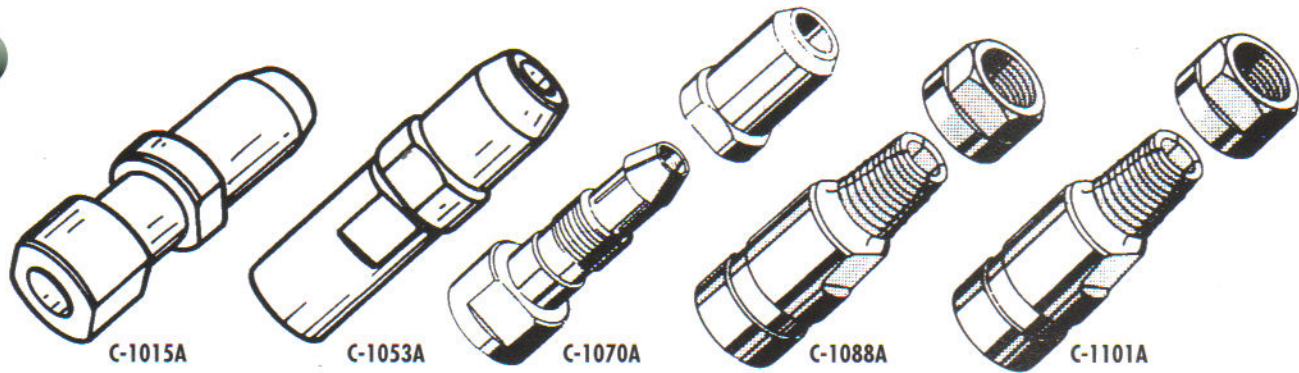
C-1037A	3-5/8"	3/8" - 24	1/2"	C-1015N	31-324 - 3/4"	7/8"	ATS DESIGN
C-1038A	3-5/8"	1/2" - 13	1/2"	C-1015N	31-324 - 3/4"	7/8"	ATS DESIGN



C-1115A



Two Piece Collet Chucks



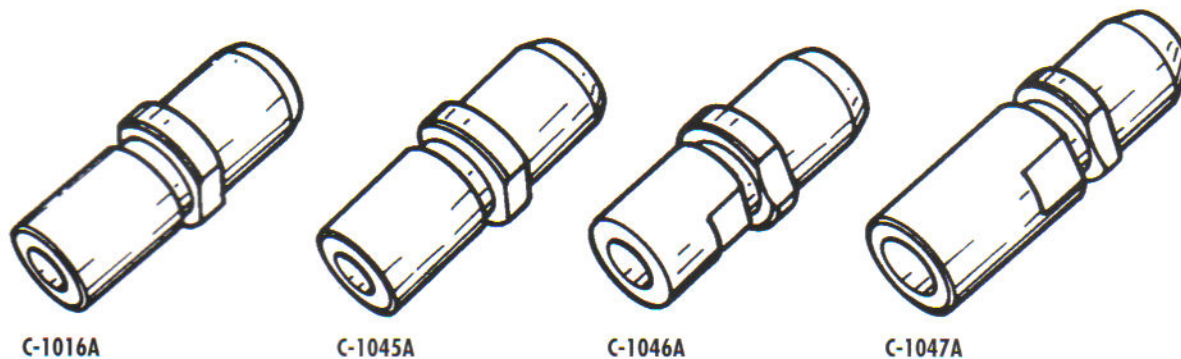
3/8" Capacity Heavy Duty

STOCK NO.	LENGTH OVERALL	INTERNAL THREAD	THREAD RECESSED	USES NUT	USES WRENCH	NUT O.D.	REPLACES
C-1015A	2-3/8"	3/8" - 24	7/16"	C-1015N	31-324 - 3/4"	7/8"	B. & D. #718590
C-1053A	2-5/8"	1/2" - 13	1/4"	C-1045N	31-326 - 13/16" 31-330 - 15/16"	1-1/8"	ATS DESIGN
C-1070A	2-5/8"	3/8" - 24	1/2"	C-1070N	31-324 - 3/4" 31-326 - 13/16"	15/16"	B/D 44016
C-1088A	2-1/4"	3/8" - 24	1/8"	C-1088N	31-324 - 3/4" 31-324 - 3/4"	7/8"	C. S-077292
C-1101	2-1/4"	1/2" - 13	1/8"	C-1088N	31-324 - 3/4" 31-324 - 3/4"	7/8"	C-104637
C-1103A	3-1/16"	1/2" - 20	1/4"	C-1045N	31-326 - 13/16" 31-330 - 15/16"	1-1/8"	ATS DESIGN
C-1114A	3"	5/8" - 11	3/8"	C-1107N	31-322 - 11/16" 31-326 - 13/16"	1"	ATS DESIGN
C-1116A	5"	5/8" - 11	3/16"	C-1107N	31-322 - 11/16" 31-326 - 13/16"	1"	ATS DESIGN

1/2" Capacity Heavy Duty

C-1016A	2-11/16"	3/8" - 24	3/8"	C-1045N	31-322 - 11/16" 31-330 - 15/16"	1-1/8"	SEE NOTE
C-1045A	2-11/16"	1/2" - 13	1/4"	C-1045N	31-326 - 13/16" 31-330 - 15/16"	1-1/8"	SEE NOTE
C-1046A	2-11/16"	1/2" - 20	5/16"	C-1045N	31-322 - 11/16" 31-330 - 15/16"	1-1/8"	SEE NOTE
C-1047	3-1/4"	5/8" - 11	5/16"	C-1045N	31-322 - 11/16" 31-330 - 15/16"	1-1/8"	SEE NOTE

NOTE - These 1/2" Capacity Collet Chucks, of ATS Design, furnished with four different Internal Threads, may be used on all "Heavy Duty" Grinders.



C-1016A

C-1045A

C-1046A

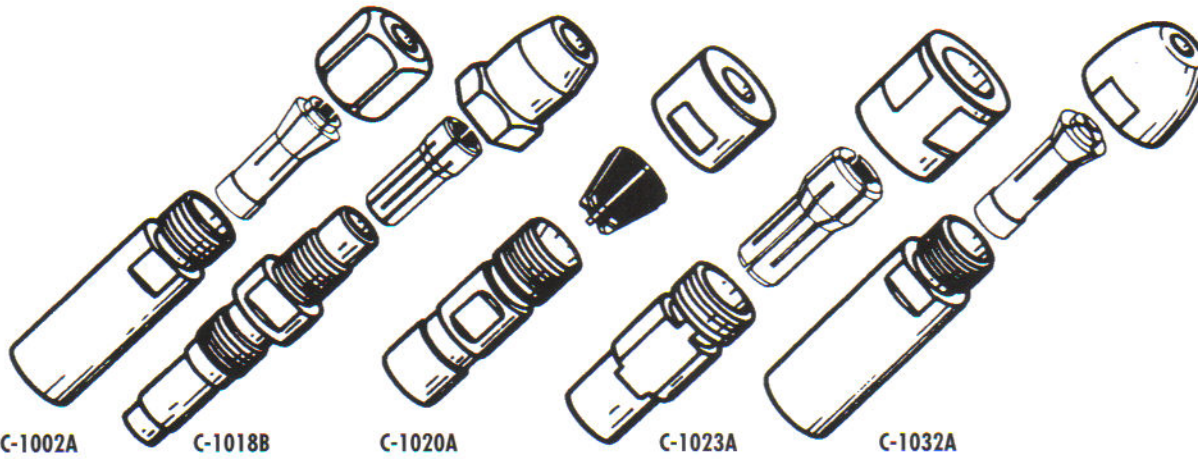
C-1047A

C-1116A

C-1103A

C-1114A

Three Piece Collet Chucks



C-1002A

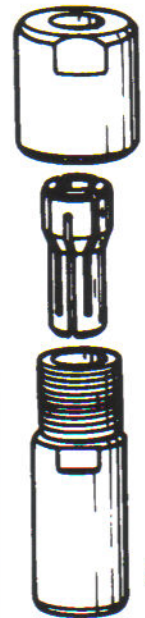
C-1018B

C-1020A

C-1023A

C-1032A

STOCK NO.	LENGTH OVERALL	INTERNAL THREAD	THREAD RECESSED	USES INSERT	USES NUT	USES WRENCH	NUT O.D.	REPLACES
C-1002A	2-1/4"	3/8" - 24	3/8"	ALL SIZES C-1025	C-1002N	31-316 - 1/2" 31-322 - 11/16"	3/4"	ARO 30854 SERIES
C-1018B	—	—	—	C-1029 - 1/4"	C-1018N	31-326 - 13/16" 31-320 - 5/8"	23/32"	IR# ROO-4A
C-1020A	1-7/8"	3/8" - 24	1/8"	ALL SIZES C-1041	C-1020N	31-316 - 1/2" 31-320 - 5/8"	3/4"	JACOBS #100-61
C-1032A	2-1/4"	3/8" - 24	3/8"	ALL SIZES C-1033	C-1032N	31-316 - 1/2" 31-322 - 11/16"	47/64"	ARO 41753 SERIES




C-1035A

Double Angle Collet Chucks

C-1023A	1-7/8"	3/8" - 24	1/4"	ALL SIZES C-1028	C-1023N	31-318 - 9/16" 31-324 - 3/4"	13/16"	—
C-1035A	2-1/16"	3/8" - 24	3/8"	ALL SIZES C-1027	C-1035N	31-318 - 9/16" 31-320 - 5/8"	45/64"	—
C-1057A	1-1/2"	3/8" - 24	1/16"	ALL SIZES C-1028	C-1023N	31-318 - 9/16" 31-324 - 3/4"	13/16"	—
C-1059A	2-3/4"	3/8" - 24	3/8"	ALL SIZES C-1028	C-1023N	31-318 - 9/16" 31-324 - 3/4"	13/16"	—
C-1065A	1-7/8"	3/8" - 24	1/8"	ALL SIZES C-1027	C-1065N	31-316 - 1/2" 31-320 - 5/8"	47/64"	—
C-1076A	2-1/8"	5/16" - 24	1/8"	ALL SIZES C-1027	C-1035N	31-316 - 1/2" 31-320 - 5/8"	45/64"	ARO 44124 SERIES



C-1057A

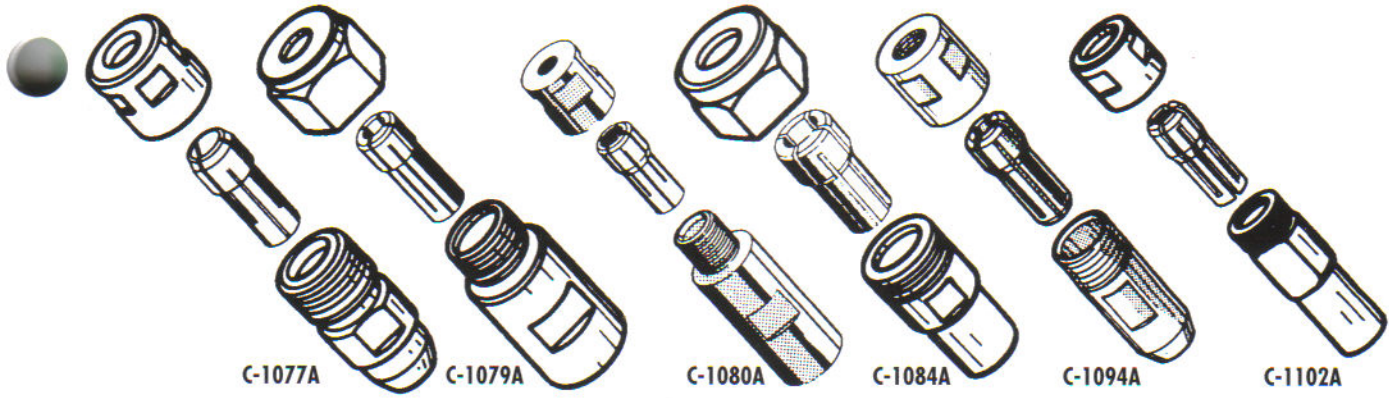


C-1076A

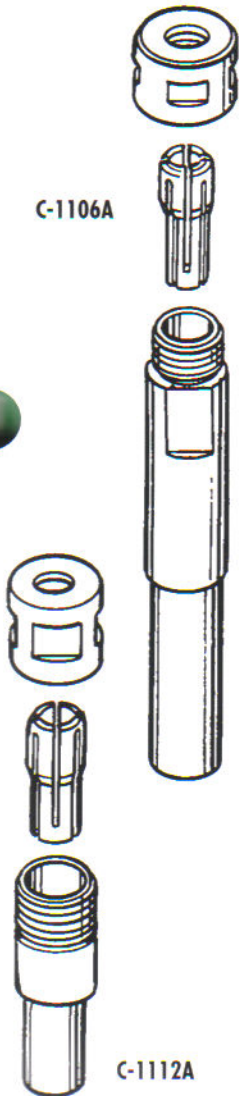
C-1065A

C-1059A

Three Piece Collet Chucks

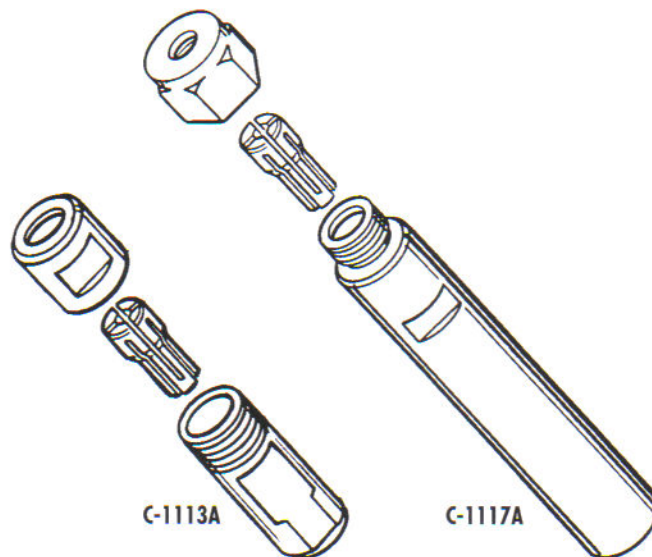


Double Angle Collet Chucks



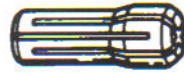
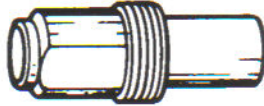
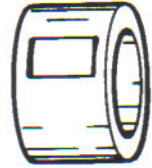
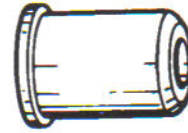
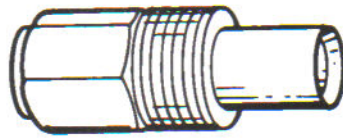
STOCK NO.	LENGTH OVERALL	INTERNAL THREAD	THREAD RECESSED	USES INSERT	USES NUT	USES WRENCH	NUT O.D.	REPLACES
C-1077A	1-1/2"	5/16" - 24	None	ALL SIZES C-1027	C-1035N	31-316 - 1/2" 31-320 - 5/8"	45/64"	I-R DG 110A290 SERIES
C-1079A See NOTE A	2-1/4"	3/8" - 24 1/2" - 20 1/2" - 13 5/8" - 11	None	ALL SIZES C-1028	C-1079N	31-324 - 3/4" 31-332 - 1"	1-9/64"	—
C-1080A	2-1/2"	3/8" - 24	1/2"	ALL SIZES C-1027	C-1035N	31-320 - 5/8" 31-320 - 5/8"	45/64"	DOTCO 14-3083
C-1084A See NOTE A	2-1/2"	3/8" - 24 1/2" - 20 1/2" - 13	3/16"	ALL SIZES C-1090	C-1084N	31-332 - 1" 31-340 - 1-1/4"	1-7/16"	—
C-1094A	2"	3/8" - 24	None	ALL SIZES C-1028	C-1023N	31-318 - 9/16" 31-324 - 3/4"	13/16"	DG-220-A290G2
C-1102A	2-1/4"	3/8" - 24	1/4"	ALL SIZES C-1028	C-1023N	31-318 - 9/16" 31-324 - 3/4"	13/16"	ARO 44127-1 SERIES
C-1106A	5"	3/8" - 24	3/8"	ALL SIZES C-1028	C-1023N	31-318 - 9/16" 31-324 - 3/4"	53/64"	—
C-1112A	1-5/16"	NO. 1 JACOBS TAPER	—	ALL SIZES C-1028	C-1023N	31-318 - 9/16" 31-324 - 3/4"	53/64"	—
C-1113A	1-7/8"	3/8" - 24	3/8"	ALL SIZES C-1028	C-1023N	31-318 - 9/16" 31-324 - 3/4"	53/64"	—
C-1117A	5-1/2"	5/8" - 11	1/8"	ALL SIZES C-1028	C-1079N	—	1-9/64"	—

NOTE A – Specify Internal Thread Size

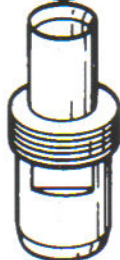
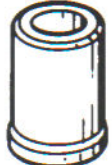


Four Piece Collet Chucks

C-1021A



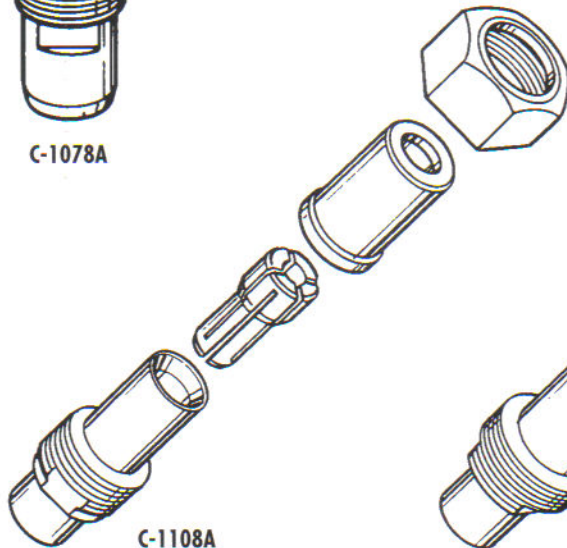
C-1034A



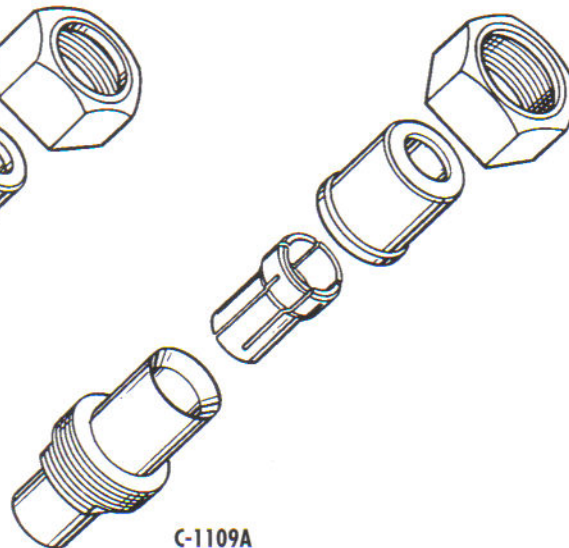
C-1078A

Double Angle Collet Chucks

STOCK NO.	LENGTH OVERALL	INTERNAL THREAD	THREAD RECESSED	USES INSERT	USES NOSEPIECE	USES NUT	NUT O.D.	USES WRENCH
C-1021A	1-3/4"	3/8" - 24	3/16"	ALL SIZES C-1027	C-1022	C-1021N	3/4"	31-318 - 9/16" 31-322 - 11/16"
C-1034A	1-3/4"	5/16" - 24	3/16"	ALL SIZES C-1027	C-1022	C-1021N	3/4"	31-314 - 7/16" 31-322 - 11/16"
C-1078A	1-7/8	5/16" - 24	1/16"	ALL SIZES C-1027	C-1022	C-1021N	3/4"	31-314 - 7/16" 31-322 - 11/16"
C-1108A	3-1/8"	1/2" - 20	—	ALL SIZES C-1090	C-1108	C-1108N	1-23/32"	31-336 - 1-1/8" 31-348 - 1-1/2"
C-1109A	3-1/4"	1/2" - 20	—	ALL SIZES C-1111	C-1109	C-1109N	2"	31-340 - 1-1/4" 28-056 - 1-3/4"



C-1108A

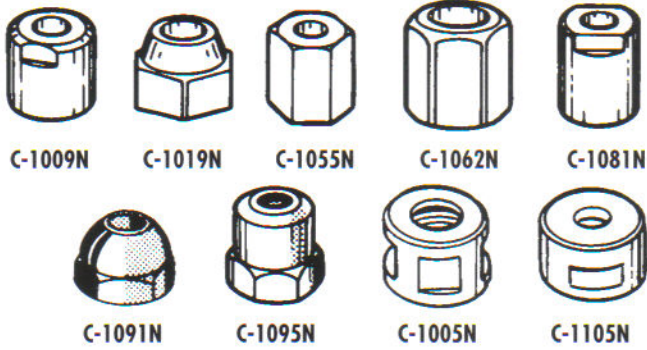


C-1109A

Collet Chuck Nuts, Adapters & Wrenches

Collet Chuck Nuts

Collet Chuck Nuts are available for all Collet Chucks listed and illustrated throughout this catalog. In addition, the following Chuck Nuts are available from our stock.

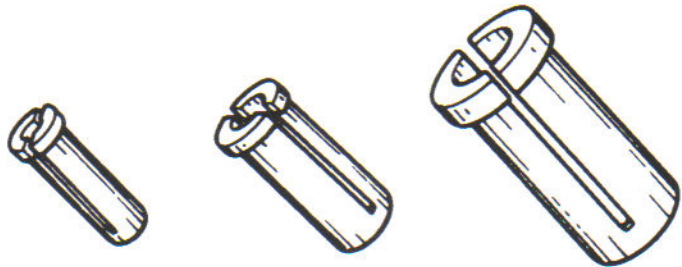


STOCK NO.	REPLACES
C-1009N	BLACK & DECKER #718519, MASTER #550-35
C-1019N	AIRETOOL #400G-38, DRESSER #412460, T.C. SERVICE #400G-38
C-1055N	BLACK & DECKER #86241
C-1062N	INGERSOLL-RAND #G-140-699 AND IN EMERGENCIES, ATS #C-1023N
C-1081N	BLACK & DECKER 67155 44010
C-1091N	GARDNER DENVER
C-1095N	10549-525354
C-1005N	INGERSOLL-RAND 308-699 CHICAGO PNEUMATIC KF 124525
C-1105N	BLACK & DECKER 34808

Collet Chuck Adapters


The use of these adapters permits the use of various mounted wheels or burrs without changing Collet Chucks. Adapters are made with a shoulder to aid in removal with a minimum of inconvenience.

STOCK NO.	SIZE
C-1 040 - 3/32"	1/4" TO 3/32"
C-1040 - 5/32"	1/4" TO 5/32"
C-1040 - 1/8"	1/4" TO 1/8"
C-1040 - 3/16"	1/4" TO 3/16"
C-1042	3/8" TO 1/4"
C-1043	1/2" TO 3/8"
C-1044	1/2" TO 1/4"
C-1048	3/8" TO 5/16"



Collet Chuck Wrenches

These thin, high quality, forged and heat-treated wrenches are ideally suited for use with Collet Chucks. Close tolerance milled slots prevent damage to wrench flats on Collet Chuck bodies and nuts. Also available in stamped



CURRENT STOCK NO.	CURRENT SIZE	CURRENT STOCK NO.	CURRENT SIZE
30-008	1/4"	31-324	3/4"
31-314	7/16"	31-326	13/16"
31-316	1/2"	31-328	7/8"
31-318	9/16"	31-330	15/16"
31-320	5/8"	31-332	1"
31-322	11/16"	1945	9/32"

Adapters and Extensions

Spindle Mount

STOCK NO.	WHEEL SIZE			INTERNAL THREAD	OVERALL LENGTH	FACE O.D.	WHEEL WASHER	ADAPTER SCREW	WRENCH
	I.D.	WIDTH	DIA.						
AE-101	SEE NOTE "A"			5/16" - 24	1-3/4"				31-316 - 1/2"
AE-102-2	SEE NOTE "B"			3/8" - 24	2"				31-316 - 1/2"
AE-102-3	SEE NOTE "B"			3/8" - 24	3"				31-316 - 1/2"
AE-102-4	SEE NOTE "B"			3/8" - 24	4"				31-316 - 1/2"
AE-103-A	3/8"	1/2"	3"	3/8" - 24	2-1/2"	1"	WW-103		31-316 - 1/2"
AE-104-1A	3/8"	3/8"	3"	3/8" - 24	1-7/8"	1"	WW-103	AE-104S-1	31-316 - 1/2"
AE-104-2A	3/8"	1/2"	3"	3/8" - 24	2"	1"	WW-103	AE-104S-2	31-316 - 1/2"
AE-111A	3/8"	1/2"	3"	3/8" - 24	3-1/2"	13/16"		AE-111S	31-324 - 3/4"
AE-113A	1/4"	1/2"	2"	3/8" - 24	3-1/4"	3/4"	WW-100	AE-113S	31-320 - 5/8"
AE-115A SEE NOTE C	3/8"	3/4"	3"	3/8" - 24 1/2" - 20 1/2" - 13	2-3/4"	1"		AE-115S	31-324 - 3/4"
AE-121A	1/4"	1/2"	2"	3/8" - 24	4-1/4"	3/4"	WW-100	AE-113S	31-320 - 5/8"
AE-125A	3/8"	3/4"	3"	3/8" - 24	2-5/8"	1"	WW-103		31-316 - 1/2"
*AE-134A	3/8"	3/4"	3"	1/2" - 13	3"	1"	—	AE-115S	31-324 - 3/4"
AE-142A	3/8"	1/64"-1/4"	3"	3/8" - 24	2-1/4"	1"		AE-142S	31-316 - 1/2"
AE-156A	3/8"	1/2"	3"	1/2" - 20	2-1/2"	1"	WW-103	Nut SN-1	31-320 - 5/8"
AE-157A	3/8"	1/2"	3"	1/2" - 13	2-1/2"	1"	WW-103	Nut SN-1	31-320 - 5/8"
AE-160A	1/4"	1/64"-1/2"	2"	3/8" - 24	2-1/8"	3/4"		BELOW	31-320 - 5/8"
AE-175A	3/8"	1/2"	3"	3/8" - 24	1-13/16"	1"	WW-103	BELOW	31-324 - 3/4"
*AE-177A	3/8"	5/8"	2"	3/8" - 24	1-15/16"	7/8"	WW-102	Nut SN-1	31-32
*AE-183A	3/8"	1/2"	2"	3/8" - 24	3-5/16"	7/8"	WW-102	Nut SN-1	31-324 - 3/4"
*AE-184A	3/8"	1/2"	2"	3/8" - 24	1-1/8"	7/8"		AE-111S	31-322 - 1/16"
*AE-185A	3/8"	1/2"	3"	3/8" - 24	1-1/4"	1-1/16"		AE-104S-1	31-328 - 7/8"

- *AE-134A Available with 1/2" - 20 and 5/8" - 11 Internal Thread
- *AE-160A Uses AE-171S 1/4" - 20 Slotted Screw Recess 1/4" Wrench Flats 5/8" Uses Wrench 31-320
- *AE-175A Internal Thread Depth 19/32" External Thread 38-24 Length 1" Replaces I.R. EG30-4-H62 Wrench Flats 11/16" Uses Wrench 31-322
- *AE-177A Internal Thread Depth 9/16" External Thread 3/8" - 24 Length 1-1/8" Replaces STANLEY G-4028 Across Flats 11/16" Uses Wrench 31-322
- *AE-183A External Thread 3/8" - 24 x 1" Across Flats 3/4" Uses Wrench 31-324
- *AE-184A Internal Thread Depth 1/2" Replaces ROTOR M-1086-1009 Recess 1/8" Flats 5/8" Uses Wrench 31-320
- *AE-185A Internal Thread Depth 1/2" Replaces ROTOR M-870-1031

NOTE "A" - ADAPTER AE-101 HAS A 3/8" - 240D THREAD AND IS USED TO CONVERT GRINDERS WITH A 5/16" - 24 SPINDLE THREAD, TO USE 3/8" - 24 THREADED ACCESSORIES.

NOTE "B" - EXTENSIONS AE-102, -3, -4 HAVE 3/8" - 24 EXTERNAL; AND INTERNAL THREADS.

NOTE "C" - SPECIFY INTERNAL THREAD SIZE

TYPE 1 CUTOFF WHEELS

TYPE 1 CUTOFF WHEELS SHALL BE MOUNTED BETWEEN PROPERLY RELIEVED FLANGES WITH MATCHING BEARING SURFACES. FLANGES SHALL BE AT LEAST ONE FOURTH THE WHEEL DIAMETER.

Adapters and Extensions



AE-101



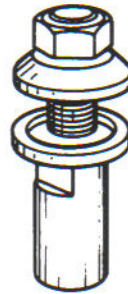
AE-102-2



AE-102-3



AE-102-4



AE-103-A



AE-104-1A



AE-104-2A



AE-111A



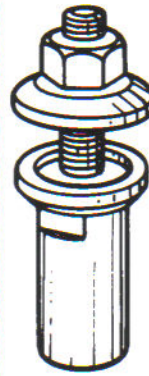
AE-113A



AE-115A



AE-121A



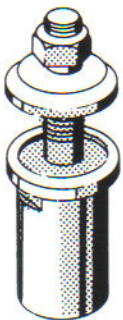
AE-125A



AE-134A



AE-142A



AE-156A



AE-157A



*AE-160A



*AE-175A



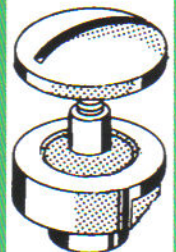
*AE-177A



*AE-183A



*AE-184A



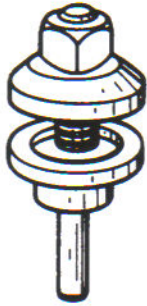
*AE-185A

Adapters and Extensions

1/4" Collet Mount

STOCK NO.	WHEEL HOLE DIA.	WHEEL SIZE WIDTH	WHEEL DIAMETER	OVERALL LENGTH	FACE O.D.	WHEEL WASHER STOCK NO.	ADAPTER SCREW
AE-105A	3/8"	1/64" - 9/16"	3" NOTE "A"	2-1/2"	1"	WW-103	—
AE-106-1A	3/8"	1/4" - 3/8"	3"	2-1/8"	1"	WW-103	AE-104-S1
AE-106-2A	3/8"	3/8" - 1/2"	3"	2-3/8"	1"	WW-103	AE-104-S2
AE-110	—	—	NOTE "B"	1-1/2"	1"	—	—
AE-112A	1/4"	1/64" - 3/8"	2 NOTE "A"	2-3/8"	3/4"	WW-100	AE-112-S
AE-116A	1/4"	1/64" - 1/4"	3" NOTE "A"	2-1/4"	1"	—	AE-116-S
AE-117A	3/8"	3/8" - 1/2"	2-1/2"	2-3/8"	13/16"	—	AE-111-S
AE-124A	3/8"	1/64" - 3/4"	3" NOTE "A"	2-5/8"	1"	WW-103	—
AE-126A	3/8"	1/16" - 1/4"	2" NOTE "A"	2-1/8"	3/4"	—	AE-111S
AE-127A	3/8"	1/16" - 1/4"	3"	2-13/16"	1"	—	AE-104-S1
AE-132A	3/8"	1/64" - 1/4"	3" NOTE "A"	2-1/2"	1"	—	AE-132-S
**AE-144A	3/8"	1/64" - 3/8"	3" NOTE "A"	2-3/8"	1"	—	NOTE "C"
AE-162A	1/4"	1/64" - 3/8"	2" NOTE "A"	2-1/8"	3/4"	—	AE-170S
**AE-178A	1/2"	1/16" - 3/4"	4" NOTE "A"	2-1/2"	1-3/8"	—	NOTE "C"
**AE-180A	3/8"	1/64" - 3/8"	3" NOTE "A"	2-3/8"	1"	—	NOTE "C"
AE-191A	3/8"	1/64" - 1/4"	2" NOTE "A"	1-1/2"	3/4"	—	—
AE-201A	1/8"	1/64" - 1/8"	2"	1-1/2"	1/2"	—	AE-201-S
AE-202A NOTE "D"	3/8"	1/16" PILOT 1/8" PILOT	2-1/2" NOTE "A"	2-1/8"	5/8"	—	AE-203-S
AE-203A	3/8"	3/8"	2-1/2"	2-1/8"	5/8"	—	AE-203-S
AE-205A-1	1/2"	1/64" - 1/4"	3" NOTE "A"	2-5/8"	1"	—	AE-205-S-1
AE-205A-2	1/2"	1/4" - 1/2"	3" NOTE "A"	2-7/8"	1"	—	AE-205-S-2
AE-214A	3/8"	1/64" - 1/4"	3" NOTE "A"	1-1/8"	3/4"	—	AE-214-S
<p>NOTE "A" – TYPE 1 CUTOFF WHEELS TYPE 1 CUTOFF WHEELS SHALL BE MOUNTED BETWEEN PROPERLY RELIEVED FLANGES WITH MATCHING BEARING SURFACES. FLANGES SHALL BE AT LEAST ONE FOURTH THE WHEEL DIAMETER.</p>				**AE-144A	<p>Uses AE-144N Nut Across Flats 1" Uses Wrench 31-332</p>		
				**AE-178A	<p>Uses AE-178N Nut Across Flats 3/4" Uses Wrench 31-34</p>		
				**AE-180A	<p>Uses AE-180N Nut Across flats 3/4" Uses Wrench 31-324</p>		
<p>NOTE "B" – ADAPTER NO. AE-110 IS USED WITH SANDING PADS HAVING 5/16" - 24 THREADED STUDS. NOTE "C" – ADAPTERS NO. AE-144A, AE-178A AND AE-180A ARE MADE WITH A LEFT HAND THREAD NOTE "D" – PLEASE INDICATE LENGTH OF PILOT WHEN ORDERING</p>							

Adapters and Extensions



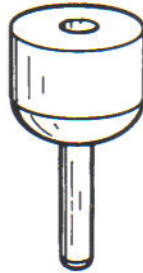
AE-105A



AE-106-1A



AE-106-2A



AE-110



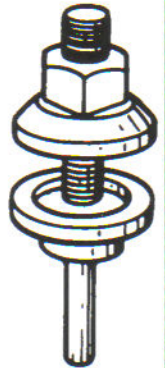
AE-112A



AE-116A



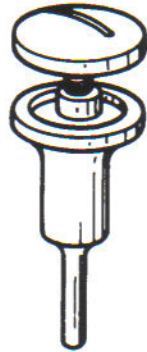
AE-117A



AE-124A



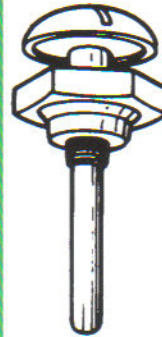
AE-126A



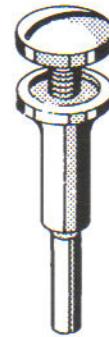
AE-127A



AE-132A



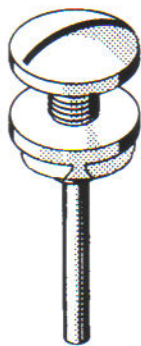
AE-144A



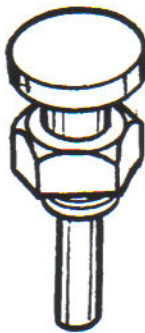
AE-162A



AE-178A



AE-180A



AE-191A



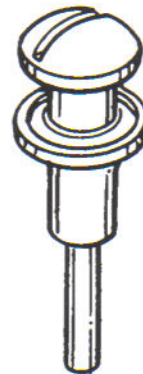
AE-201A



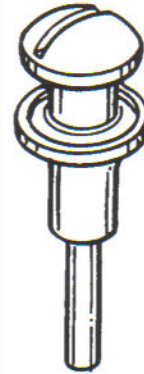
AE-202A



AE-203A



AE-205A-1

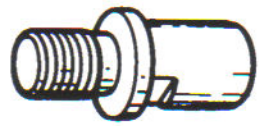


AE-205A-2

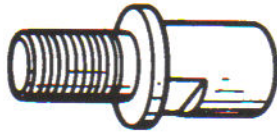


AE-214A

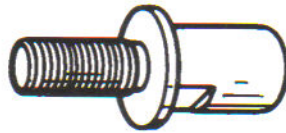
Adapters and Extensions




AE-107-1



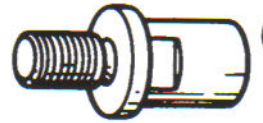
AE-107-2



AE-107-3



AE-118



AE-119

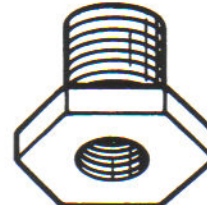
STOCK NO.	INTERNAL THREAD	EXTERNAL THREAD	MAXIMUM WHEEL SIZE	OVERALL LENGTH	USES WRENCH
AE-107-1	3/8" - 24	5/8" - 11	3"	2-1/8"	31-320 - 5/8"
AE-107-2	1/2" - 13	5/8" - 11	3"	2-1/8"	31-320 - 5/8"
AE-107-3	3/8" - 24	1/2" - 20	3"	2-1/8"	31-320 - 5/8"
AE-118	3/8" - 24	3/8" - 24	3"	2-1/8"	31-320 - 5/8"
AE-119	3/8" - 24	1/2" - 13	3"	2-1/8"	31-320 - 5/8"
AE-120 NOTE C	5/8" - 11	3/8" - 24 1/2" - 20 1/2" - 13	3"	2-1/4"	31-328 - 7/8"
AE-122M	METRIC M10 X 1.5	5/8" - 11	3"	15/16"	31-332 - 1"
AE-122	3/8" - 24	5/8" - 11	3"	15/16"	31-332 - 1"
AE-129	1/2" - 13	3/8" - 24	3"	2"	31-320 - 5/8"
AE-130	1/2" - 20	3/8" - 24	3"	2"	31-320 - 5/8"
AE-131	3/8" - 24	5/8" - 11	3"	2"	31-316 - 1/2"
AE-152	1/2" - 20	5/8" - 11	3"	2-1/8"	31-320 - 5/8"
*AE-173	11/16" - 20	3/8" - 24	3"	13/16"	31-328 - 7/8"
*AE-174	M16 X 1.0	3/8" - 24	3"	13/16"	31-328 - 7/8"
*AE-176	3/8" - 24	3/8" - 24	3"	13/16"	31-322 - 11/16"
*AE-182	3/8" - 24	3/8" - 24 x 1	3"	3-5/16"	31-324 - 3/4"
AE-187	1/2" - 13	1/2" - 20	3"	2-1/8"	31-320 - 5/8"
AE-204	1/2" - 20	5/8" - 11	4"	4"	31-320 - 5/8"
AE-209	3/8" - 24	1/4" - 20-1/2"	3"	1-3/4"	31-316 - 1/2"

*AE-173 For 11/16"-20 collet Body's C-1023B and C-1059B Replaces DOTCO 14-3043
 *AE-174 Adapter for Metric Collet bodies. Used on Chicago Pneumatic 860, Rockwell 2230 also U.P.I. 760 or 5762 and Rockford AGR 250
 *AE-176 Cone Wheel Adapter internal Thread Depth 1/2" External Length 1/2", Replaces IR DG 20 104L6 Across Flats 11/16"
 *AE-182 Extended Cone Wheel Adapter Across Flats 3/4"

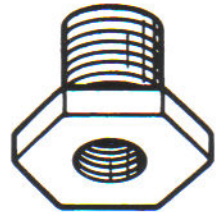
NOTE "C" - SPECIFY INTERNAL THREAD SIZE



AE-120



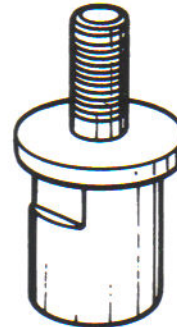
AE-122M



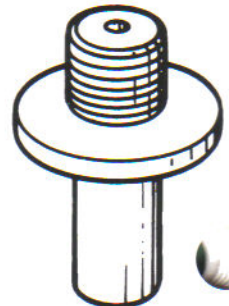
AE-122



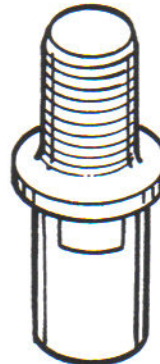
AE-129




AE-130




AE-131



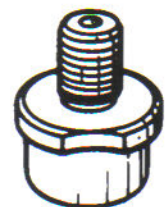
AE-152



AE-173



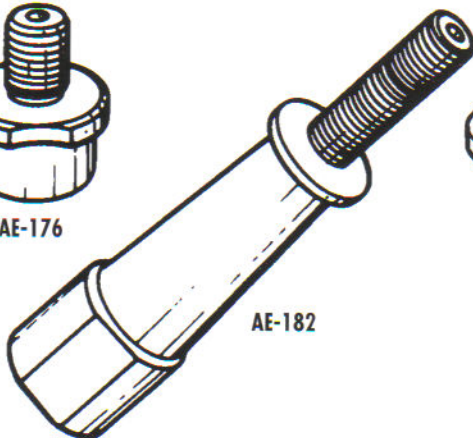
AE-174



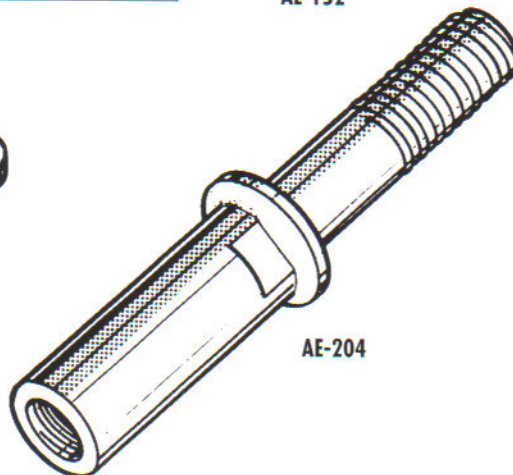
AE-176



AE-187



AE-182



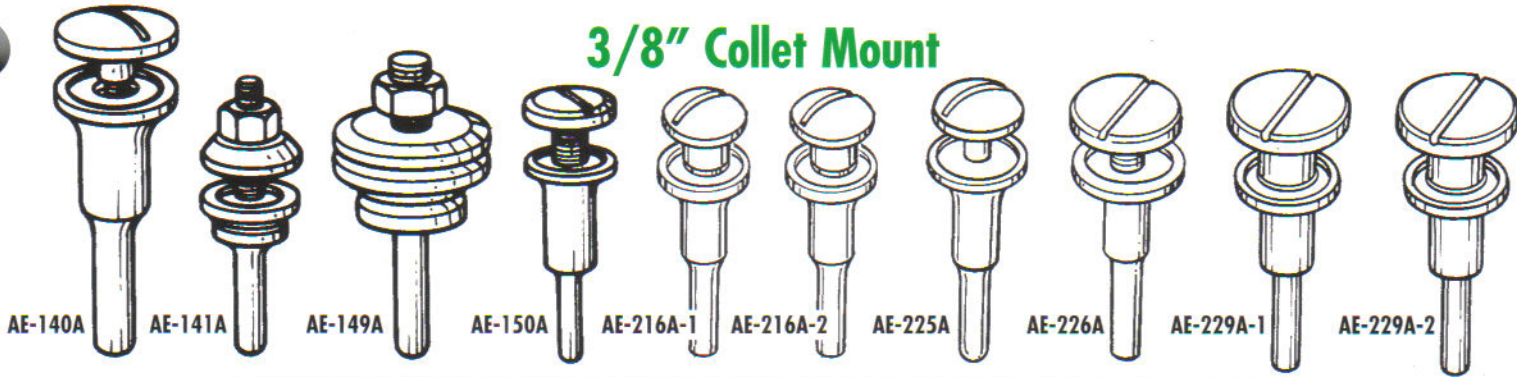
AE-204



AE-209

Adapters and Extensions

3/8" Collet Mount



STOCK NO.	WHEEL HOLE DIA.	WHEEL SIZE WIDTH	WHEEL DIAMETER	OVERALL LENGTH	FACE O.D.	WHEEL WASHER STOCK NO.	ADAPTER SCREW
AE-140A	3/8"	1/64" - 1/4"	3" NOTE "A"	2-1/2"	1"	—	AE-132-S
AE-141A	3/8"	1/16" - 3/4"	3" NOTE "A"	3"	1-1/8"	WW-104	—
AE-149A	1/2"	1/16" - 3/4"	3" NOTE "A"	3-1/8"	1-1/2"	WW-201	—
AE-150A	3/8"	1/2"	3" NOTE "A"	2-5/8"	1"	—	AE-138-S
AE-216A-1	1/2"	1/64" - 1/4"	3" NOTE "A"	2-5/8"	1"	—	AE-205-S-1
AE-216A-2	1/2"	1/4" - 1/2"	3" NOTE "A"	2-5/8"	1"	—	AE-205-S-2
*AE-225A	1/4"	1/64" - 5/8"	3" NOTE "A"	2-1/4"	1"	—	AE-225-S
AE-226A	3/8"	1/64" - 1/2"	4" NOTE "A"	2-5/8"	1-3/8"	—	AE-224-S
AE-229A-1	1/2"	1/64" - 1/4"	4" NOTE "A"	2-5/8"	1-3/8"	—	AE-229-S-1
AE-229A-2	1/2"	1/4" - 1/2"	4" NOTE "A"	2-5/8"	1-3/8"	—	AE-229-S-2

*FOR WIDER WHEEL UP TO 3/4" USE AE-225-S-2

NOTE "A" - TYPE 1 CUTOFF WHEELS

TYPE 1 CUTOFF WHEELS SHALL BE MOUNTED BETWEEN PROPERLY RELIEVED FLANGES WITH MATCHING BEARING SURFACES. FLANGES SHALL BE AT LEAST ONE FOURTH THE WHEEL DIAMETER.

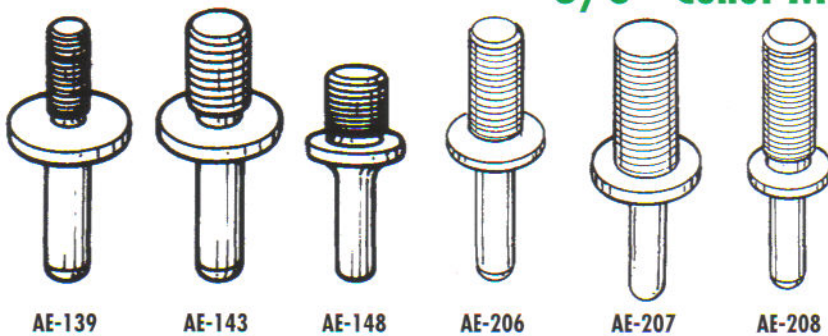
Cone And Plug Wheel Adapters

1/4" Collet Mount



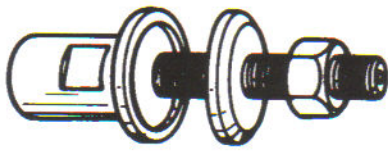
STOCK NO.	EXTERNAL THREAD	MAXIMUM WHEEL DIA.	OVERALL LENGTH
AE-109	5/8" - 11	3"	2-5/32"
AE-123	3/8" - 24	3"	2-5/32"
AE-135	1/2" - 13	3"	2-5/32"

3/8" Collet Mount

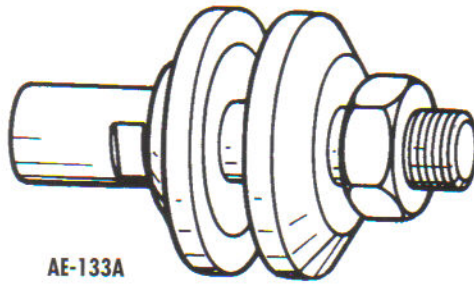


STOCK NO.	THREAD	MAXIMUM WHEEL DIA.	OVERALL LENGTH
AE-139	3/8" - 24 x 1	3"	2-5/32"
AE-143	1/2" - 13	3"	2-5/32"
AE-148	5/8" - 11	3"	2-5/32"
AE-206	5/8" - 11	3"	2-3/8"
AE-207	5/8" - 11	3"	2-3/8"
AE-208	5/8" - 18	3"	2-3/8"

Adapters and Extensions



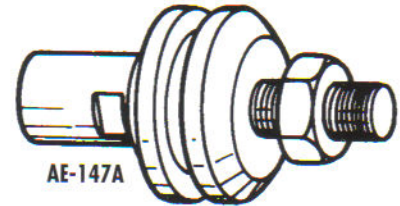
AE-128A



AE-133A



AE-145A

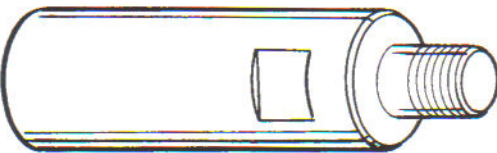


AE-147A

STOCK NO.	MAX. WHEEL WIDTH	WHEEL DIAMETER	SPINDLE THREAD	INTERNAL THREAD	OVERALL LENGTH	USES WHEEL WASHER
AE-128A	—	—	1/2" - 20	5/8" - 11	4-3/8"	WW-201
AE-133A	1/2"	4"	5/8" - 11	1/2" - 13	3-3/16"	WW-301

STOCK NO.	MAX. WHEEL WIDTH	WHEEL DIAMETER	WHEEL I.D.	INTERNAL THREAD	OVERALL LENGTH	USES WHEEL WASHER
AE-145A	1"	2"	1/4"	5/8" - 11	6-1/8"	WW-100

STOCK NO.	MAX. WHEEL WIDTH	WHEEL DIAMETER	WHEEL I.D.	INTERNAL THREAD	OVERALL LENGTH	USES WHEEL WASHER
AE-147A	3/4"	4"	1/2" - 20	1/2" - 13	3-3/8"	WW-201




AE-211



AE-212

STOCK NO.	EXTERNAL THREAD	OUTSIDE DIAMETER	INTERNAL THREAD	OVERALL LENGTH	USES WRENCH
AE-211	5/8" - 11 x 3/4"	1-3/16"	5/8" - 11	4-1/4"	31-336 - 1-1/8"
AE-212	5/8" - 11 x 3-3/4"	1-3/16"	5/8" - 11	7-1/4"	31-336 - 1-1/8"



AE-217A

AE-218A

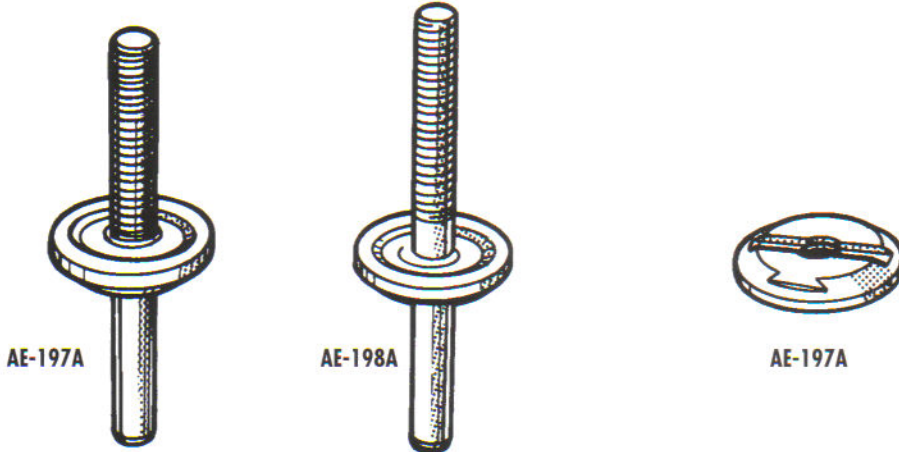
AE-219A

AE-220A

STOCK NO.	FACE	WHEEL WIDTH	SCREW	WHEEL DIAMETER	INTERNAL THREAD	OVERALL LENGTH	USES WRENCH
AE-217A	1-3/8"	1/64" - 1/4"	AE-226S	4"	3/8" - 24	4-1/4"	31-336 - 1-1/8"
AE-218A	1-3/8"	1/64" - 1/4"	AE-226S	4"	1/2" - 13	4-1/4"	31-336 - 1-1/8"
AE-219A	1-3/8"	1/64" - 1/4"	AE-226S	4"	1/2" - 20	4-1/4"	31-336 - 1-1/8"
AE-220A	1-3/8"	1/64" - 1/4"	AE-226S	4"	5/8" - 11	5-1/4"	31-336 - 1-1/8"

1/4" Collet Mount Adapters

Can Be Used For Scotch Brite Type Polishing Wheels Etc.



STOCK NO.	OVERALL LENGTH	THREAD LENGTH	THREAD	USES NUT
AE-197A	2-1/4"	1-1/8"	1/4" - 28	AE-197N
AE-198A	2-1/2"	1-3/8"	1/4" - 28	AE-197N

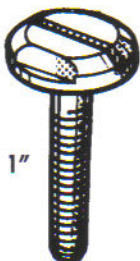
STOCK NO.	OUTSIDE DIAMETER	THREAD	WIDTH	USES WRENCH
AE-197N	1"	1/4" - 28	11/64"	3/4" OPEN END OR 31-00 SPANNER



STOCK NO.	OVERALL LENGTH	OUTSIDE DIAMETER	CUTOFF WHEEL SIZE WIDTH	SCOTCH BRITE TYPE WHEELS	WHEEL SIZE DIAMETER	USES SCREW
AE-199A	2"	3/4"	1/16" - 1/4"	1/8" - 1"	3"	AE-199-S - 1/2" FOR CUTOFF AE-199-S-1 FOR POLISHING
AE-200A	2"	1"	1/16" - 1/4"	1/8" - 1"	4"	AE-200-S - 1/2" FOR CUTOFF AE-200-S-1 FOR POLISHING



AE-199A - 1/2"

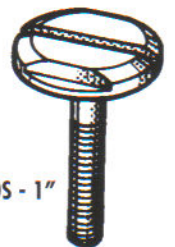


AE-199S - 1"

STOCK NO.	THREAD LENGTH	OUTSIDE DIAMETER	THREAD SIZE	USED WITH
AE-199S - 1/2"	3/4"	3/4"	1/4" - 28	AE-199A FOR CUTOFF WHEELS
AE-199S - 1"	1-3/16"	3/4"	1/4" - 28	AE-199A FOR POLISHING WHEELS
AE-200S - 1/2"	3/4"	1"	1/4" - 28	AE-200A FOR CUTOFF WHEELS
AE-200S - 1"	1-3/16"	1"	1/4" - 28	AE-200A FOR POLISHING WHEELS

TYPE 1 CUTOFF WHEELS

TYPE 1 CUTOFF WHEELS SHALL BE MOUNTED BETWEEN PROPERLY RELIEVED FLANGES WITH MATCHING BEARING SURFACES. FLANGES SHALL BE AT LEAST ONE FOURTH THE WHEEL DIAMETER.



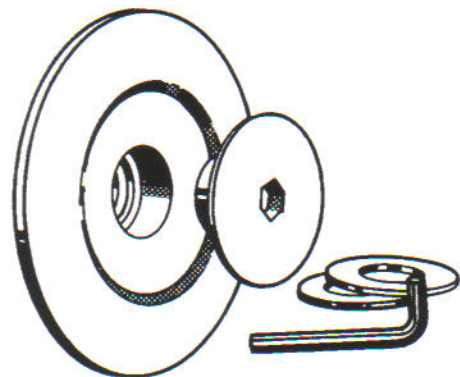
AE-200S - 1"



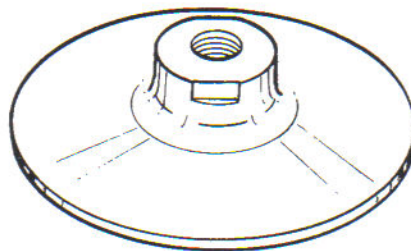
AE-200S - 1/2"

Depressed Center Adapters

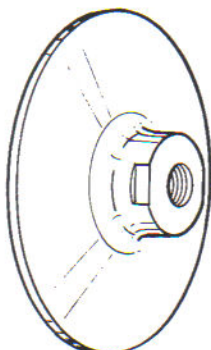
For 4"- 7" and 9" Depressed Center Wheels



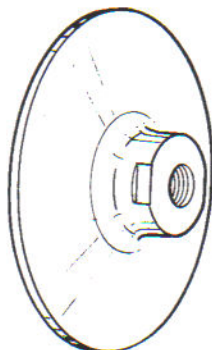
AE-114U
AE-114U-1
AE-114U-2



AE-221A



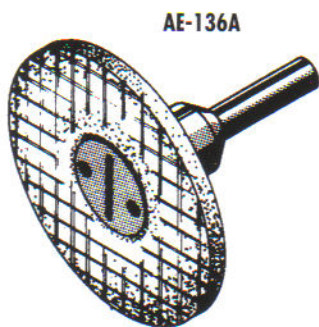
AE-222A



AE-223A

COMPLETE UNIT	CAPACITY	THREAD SIZE	O.D.	FLANGE	NUT	USES WRENCH
AE-114U	1/4" to 3/8" WHEEL 7/8" HOLE	5/8" - 11	4"	AE-114F	AE-114N	AE-114HW
AE-114U-1	1/2" to 3/4" WHEEL 7/8" HOLE	5/8" - 11	4"	AE-114F	AE-114N-1	AE-114HW
AE-114U-2	1" WHEEL 7/8" HOLE	5/8" - 11	4"	AE-114F	AE-114N-2	AE-114HW
AE-221A ALL STEEL	1/4" to 3/8" WHEEL 7/8" HOLE	5/8" - 11	4"	AE-221F	AE-221N	AE-114HW
AE-222A ALL STEEL	1/4" to 3/8" WHEEL 5/8" HOLE	3/8" - 24	2-1/2"	AE-222F	AE-222N	AE-222HW
AE-223A ALL STEEL	1/4" to 3/8" WHEEL 7/8" HOLE	3/8" - 24	2-1/2"	AE-223F	AE-223N	AE-223HW

For 3" & 4" Depressed Center Wheels
For Use in 3/8" Heavy Duty Collets




AE-136A



AE-1365



AE-136W



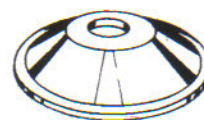
AE-136B

STOCK NO.	DESCRIPTION
AE-136A	D.C. WHEEL ADAPTER ASSM.
AE-136B	D.C. WHEEL ADAPTER BODY
AE-1365	D.C. WHEEL ADAPTER SCREW
AE-136W	D.C. WHEEL ADAPTER WASHER

STOCK NO.	DESCRIPTION	O.D.	I.D.	CAN REPLACE
AE-146N	D.C. WHEEL RET. NUT	1"	3/8" - 24	SEE BELOW
AE-155	D.C. WHEEL FLANGE	1-5/8"	3/8"	I.R. - ROA2 D61-337
AE-159	FLANGE NUT	1-1/16"	3/8" - 24	I.R. - AG21 - 337A-3
AE-210	D.C. WHEEL RET. NUT	1-3/4"	5/8" - 11	—



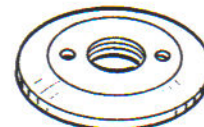
AE-146N



AE-155



AE-159



AE-210

CLECO DRESSER 843422
CLCHICAGO PNEU. C-50588
ROCKWELL 1011595

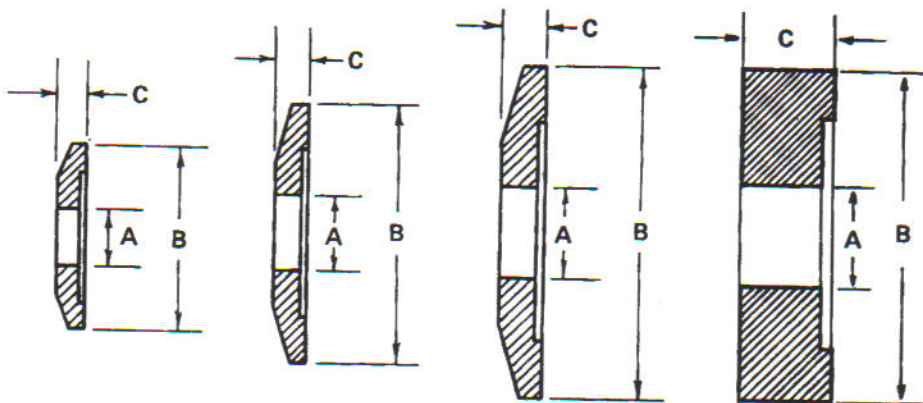
*USES WRENCH 31-00

Wheel Washers, Spacers & Spindle Nuts

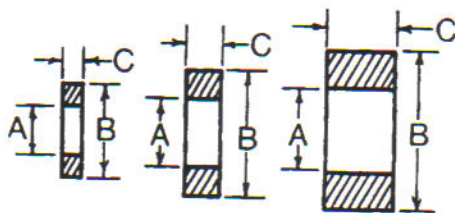
Wheel Washers

The use of these Precision made Wheel Washers vastly increases the safety factor over the use of common washers when mounting grinding wheels. Wheel washers are made in accordance with requirements of the safety code of the American Standards Association.

STOCK NO.	SIZE		
	A	B	C
WW-100	1/4"	3/4"	1/8"
WW-107	1/4"	1"	3/16"
WW-101	3/8"	3/4"	1/8"
WW-102	3/8"	7/8"	3/16"
WW-103	3/8"	1"	3/16"
WW-104	3/8"	1-1/8"	3/16"
WW-105	3/8"	1-1/4"	7/32"
WW-106	3/8"	1-3/8"	7/32"
WW-201	1/2"	1-1/2"	1/4"
WW-202	1/2"	1-3/4"	1/4"
WW-203	1/2"	2"	3/8"
WW-204	1/2"	2-1/4"	3/8"
WW-301	5/8"	2"	3/8"
WW-302	5/8"	2-1/4"	3/8"
WW-303	5/8"	2-1/2"	3/8"
WW-304	5/8"	3"	3/8"
WW-310	5/8"	2"	1/2"



Spacers

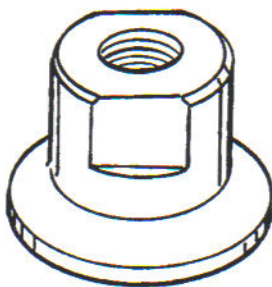


Precision made spacers for use in properly positioning grinding wheels or collets.

STOCK NO.	SIZE		
	A	B	C
WS-1	3/8"	9/16"	1/8"
WS-2	3/8"	5/8"	1/4"
WS-3	3/8"	5/8"	3/8"
WS-4	3/8"	5/8"	1/2"
WS-5	1/2"	7/8"	1/4"
WS-6	1/2"	7/8"	3/8"
WS-7	1/2"	7/8"	1/2"
WS-8	5/8"	1-1/8"	1/4"
WS-9	5/8"	1-1/8"	3/8"
WS-10	5/8"	1-1/8"	1/2"
WS-11	1/2"	7/8"	3/4"
WS-21	3/8"	1-1/4"	1/4"
WS-22	3/8"	1-1/4"	1/2"
WS-23	1/2"	1-1/4"	1/4"
WS-24	1/2"	1-1/4"	1/2"
WS-25	5/8"	1-1/2"	1/4"
WS-26	5/8"	1-1/2"	1/2"

Spindle Nuts


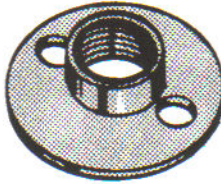

STOCK NO.	SIZE
SN-1	3/8" - 24 Std.
SN-1T	3/8" - 24 Thin
SN-2	1/2" - 20 Std.
SN-2T	1/2" - 20 Thin
SN-3	5/8" - 11 Std.
SN-3T	5/8" - 11 Thin



STOCK NO.	INTERNAL THREAD	FACE	THICKNESS	USES WRENCH
AE-213A	5/8" - 11	2"	1-3/16"	31-340-1 - 1/4"

Accessories

Spiralcool Backing Pads

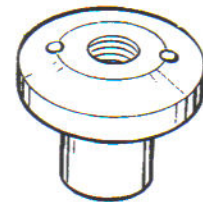


STOCK NUMBER			
Flexible	Medium	Rigid	SIZE
F-400-R	R-400-R	H-400-R	4"
F-500-R	R-500-R	H-500-R	5"
F-600-R	R-600-R	H-600-R	6"
F-700-R	R-700-R	H-700-R	7"
F-800-R	R-800-R	H-800-R	8"
F-900-R	R-900-R	H-900-R	9"

STOCK NO.	DESCRIPTION
SP-102	Spiralcool Disc Clamp Nut
WR-102SP	Spiralcool Disc Clamp Nut Wrench

Adapter Nuts

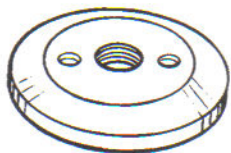
STOCK NO.	INTERNAL THREAD	DIAMETER FACE	PILOT	THICKNESS	USE WRENCH
AE-230 Delrin Nut	5/8" - 11	2"	1" O.D. x 7/8" Length	—	—
AE-231 Adapter Nut	3/8" - 24	1-3/8"	—	7/32" With 1/32" Undercut	31-00
AE-232 Adapter Nut	5/8" - 11	2-1/2"	—	3/8" With 1/32" Undercut	WR-102SP
AE-233 Adapter Nut	5/8" - 11	3"	—	3/8" With 1/32" Undercut	WR-102SP



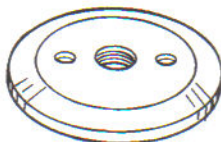
AE-230



AE-231



AE-232



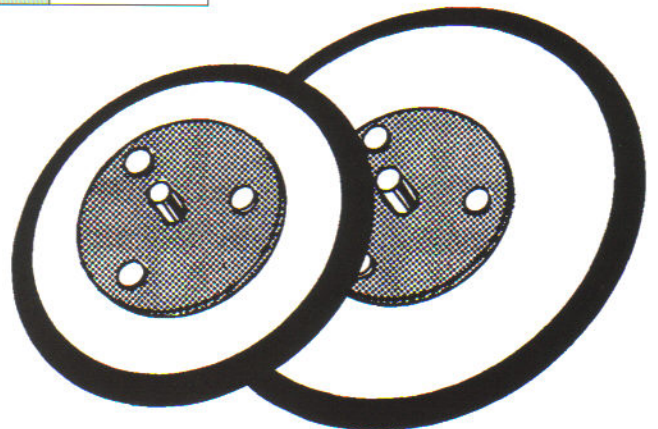
AE-233

Sanding Pads

For Use With Pressure Sensitive Cement

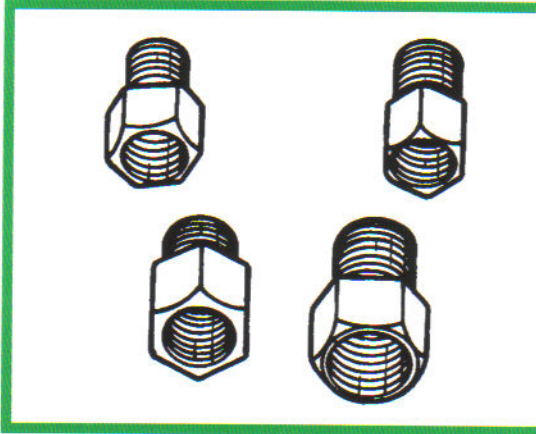
May be used on all makes of orbital sanders with 5/16" - 24 Threaded Spindle in Driving Head

STOCK NO. 3062 - 4" DIAMETER
STOCK NO. 3062 - 5" DIAMETER
STOCK NO. 3062 - 6" DIAMETER

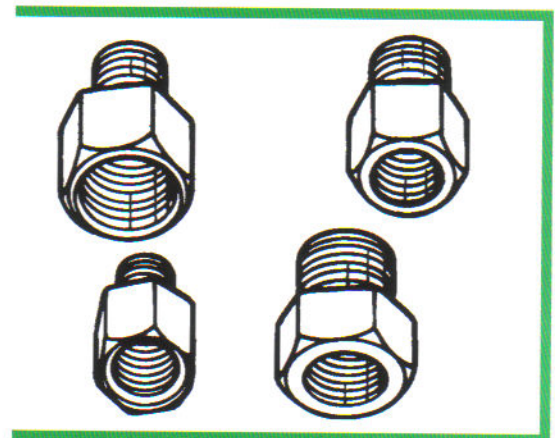


Air Inlet Connections, Sliding Valves & Regulators

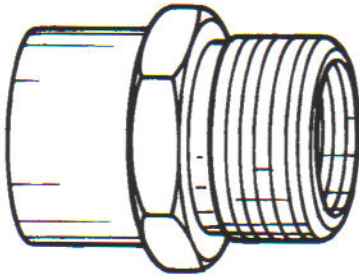
All Screened Type



STOCK NO.	MPT	FPT
700	1/4"	1/4"
701	1/4"	3/8"
702	3/8"	1/4"
703	3/8"	3/8"
704	1/2"	3/8"
705	1/2"	1/2"
706	3/8"	1/2"
707	3/4"	1/2"
709	1/2"	3/4"



Sliding Valve Adapter No. 4133



Through the use of this #4133 Sliding Valve Adapter, the #25711 Sliding Valve Assembly may be used as a replacement assembly for Chicago Pneumatic #C-054656 throttle assembly used on CP Model 3070A and AA grinders.

In Line Air Regulators

The "Mark-D" No. 1969




Features "No Protrusions"

Length - 1-3/4"


Thread - 1/4"NPT - Both Ends

The "Scott-A" No. 1979



Provides "Knob Adjustments"

The "Matt-J" Oiler



Stock No. 1981 1/4" Male & Female pipe thread


Stock No. 1982 3/8" Male & Female pipe thread

A visible supply of oil precisely metered. Prevents excessive wear and rust from lack of lubrication. Install directly into air inlet fitting.

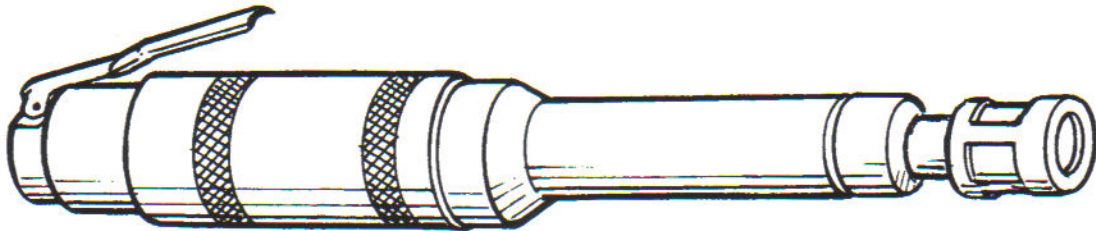
Die Grinders

The DM-25G and DM-EG models will accept any of the C-1028 inserts shown in our catalog. Please specify size when ordering tools. Other size inserts are available at additional cost.

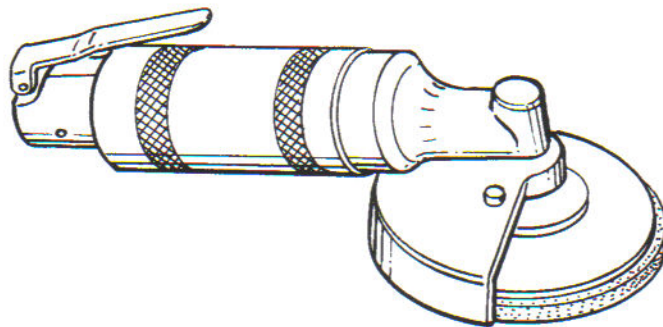
Model DM-25G 25,000 RPM



Model DM-25EG 25,000 RPM



Model DM-135GRA 13,500 RPM



Model DM-61




Light weight, controlled power scribe writes clearly on metals, glass, plastic, wood. Comes with stylus and 7 feet of hose.

All of the air tools shown in this catalog carry a 90 day guarantee covering any defects in material and/or workmanship.

Weld Flux Chippers

**Model LIA-L Scaler
Lever Throttle**



**Model LIA-LP Scaler
Push Throttle**



**Model L - 182L Scaler
Lever Throttle**



**Model L - 182P Scaler
Push Throttle**



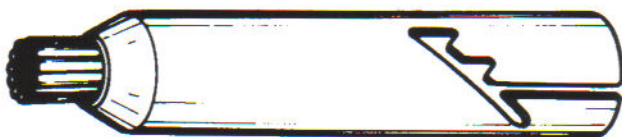
**Model L - 456L Scaler
Lever Throttle**



**Model L - 456LB
Blower Type Scaler
Lever Throttle**



**Needle Attachment For
LIA Scaler**



**Needle Attachment For
L - 182 Scaler**



New Collets & Adapters

Collet Inserts

STOCK NO.	Capacity		STOCK NO.	Sioux No.	Dotco
C-1027	1.0 Thru 6.0		C-1121-1/4	21126	122
C-1028	1.0 Thru 10.0		C-1121-3/8	21125	124
C-1090	2.5 Thru 14.0		C-1121-1/2	21124	126
C-1111	3.0 Thru 20.0				

Double Angle Series Available in Metric Sioux/Dotco Router Replacement Collet

Two Piece Collet Chucks 1/4" Capacity

STOCK NO.	OVERALL LENGTH	INTERNAL THREAD	THREAD RECESSED	USES NUT	USES WRENCH
C-1122A	1 7/8"	7/16"-20	3/8"	C-1001N	1/2 SCW
C-1123A	1 1/2"	3/8"-24	1/8"	C-1036N	3/4 SCW
C-1126A	3 1/8"	M12 X 1.75	14mm	C-1039N	11/16/13/16 SCW



C-1127A



C-1124A

8mm Capacity

C-1127A	3 1/8"	M12 X 1.75	14mm	C-1039N	11/16/13/16 SCW
---------	--------	------------	------	---------	-----------------

1/2" Capacity Heavy Duty

C-1125A	2 1/8"	3/8"-24	None	C-1046N	13/16 SCW 15/16 SCW
---------	--------	---------	------	---------	------------------------



C-1119A



C-1121



C-1123A

Three Piece Collets 1/4" Capacity

C-1124A	2 1/16"	1/2"-20	3/8"	C-1035N	9/16 SCW 5/8 SCW
---------	---------	---------	------	---------	---------------------

1/2" Capacity

C-1120A	1 9/16"	3/8"-24	None	C-1120N	7/8 SCW 1 1/16 SCW
---------	---------	---------	------	---------	-----------------------

Replaces Sioux 63260-1/4" 63261-3/8" 63262-1/2" Use C-1121 collet



C-1120A



Four Piece Collets 1/4" Capacity

C-1119A	2 11/16"	3/8"-24	1/4"	C-1021N	7/16 SCW 11/16 SCW
---------	----------	---------	------	---------	-----------------------



C-1122A

Adapters Screws and Extensions

STOCK NO.	WHEEL I.D. HOLE	INTERNAL THREAD	EXTERNAL THREAD	THREAD RECESS	USES ADAPTER SCREW	WRENCH
AE-241B	1/2" & 1"	3/8-24 / 3/8-16		NONE	AE-238/239/240	9/16 SCW
AE-244	1/4"	5/8-11	1/4-20	1/4"		7/8" SCW
AE-245	3/8"	M12 X 1.75	3/8-24	14mm		7/8" SCW
AE-246A	3/8"	3/8-24 / 1/4-20			AE-1115	
AE-247A	3/8"	3/8-24 / 1/4-20		None	AE-1115	
AE-249S	3/8"		3/8-24			3/4" SCW
AE-302S	1/2"		3/8-24			1" SCW
AE-330	5/8"	5/8-11	5/8-11	1/4"		7/8" SCW



AE-244



AE-330

Cross Reference Parts List

Cross Reference Lists on the following pages are arranged in numerical order by the Manufacturer's Part Number. Air Tool Service Co. Stock Numbers are shown either in the column headed "Identical Part" or "Substitute Part."

ARO

		AIR TOOL	
PART NO.	DESCRIPTION	PART NO.	SUBSTITUTE PART
30134	Collet Chuck Nut	C-1001N	
30214	Spiralool Disc Clamp Nut	SP-102	
30385	Extended Collet Chuck		C-1049-A
34089-1	Collet Chuck Assembly - 2 Pcs., 1/4"	C-1001A	
30731	Collet Chuck Assembly - 2 Pcs., 1/4"	C-1001A	
30738	Spindle Adapter	AE-101	
30847-1	Collet Insert - 1/8"	C-1025 - 1/8"	
30847-3	Collet Insert - 1/4"	C-1025 - 1/4"	
30848	Collet Chuck Nut	C-1002N	
30854-1	Collet Chuck Assembly - 3 Pcs., 1/8"	C-1002A - 1/8"	
30854-3	Collet Chuck Assembly - 3 Pcs., 1/4"	C-1002A - 1/4"	
30855	Disc Clamp Nut Spanner Wrench		WR-102
31286	Wheel Washer	WW-304	
31810	Collet Chuck Nut	C-1021N	
31811	Collet Chuck Nose Piece	C-1022	
31812-4	Collet Insert - 1/8" *	C-1027 - 1/8"	
31812-6	Collet Insert - 3/16" *	C-1027 - 3/16"	
31812-8	Collet Insert - 1/4" *	C-1027 - 1/4"	
31859-2	Spiralool Backing Pad - 7" Medium	R-700R	
31860-2	Spiralool Backing Pad - 9" Medium	R-900R	
32753	Depressed Center Wheel Adapter Unit	AE-114U	
32950	Spiralool Backing Pad - 5" Medium	R500R	
32968-2	Collet Insert - 1/8"	C-1028 - 1/8"	
32968-5	Collet Insert - 1/4"	C-1028 - 1/4"	
32968-9	Collet Insert - 3/8"	C-1028 - 3/8"	
32969	Collet Chuck Body	C-1059B	
32970	Collet Chuck Nut	C-1079N	
32984-2	Collet Chuck Assembly - 3 Pcs., 1/8"	C-1058A - 1/8"	
32984-5	Collet Chuck Assembly - 3 Pcs., 1/4"	C-1058A - 1/4"	
32984-9	Collet Chuck Assembly - 3 Pcs., 3/8"	C-1058A - 3/8"	
33218	Collet Chuck Body	C-1035B	
33220	Collet Chuck Nut	C-1035N	
33226	Collet Chuck Assembly - 3 Pcs. *	C-1035A	
35069	Collet Chuck Assembly - 4 Pcs., Sizes 3/64" to 9/16" available	C-1108A	
35074	Collet Chuck Assembly - 4 Pcs., Sizes 3/8" to 3/4" available	C-1109A	
35263-1	Collet Assembly	C-1090 - 1/4"	
36748	Wheel Washer		WW-103
36934	Wheel Adapter Assembly	AE-103A	
36934-1	Wheel Adapter Assembly	AE-125A	
37292-4	Cone Wheel Adapter	AE-130	
37292-5	Cone Wheel Adapter	AE-131	
37295	Wheel Washer		WW103
37431-1	Collet Insert - 1/8" - Rubberflex	C-1041 - 1/8"	C-1105 - 1/8"
37431-2	Collet Insert - 3/16" - Rubberflex	C-1041 - 3/16"	C-1105 - 3/16"
37431-3	Collet Insert - 1/4" - Rubberflex	C-1041 - 1/4"	C-1105 - 1/4"
37432	Collet Chuck Nut - Rubberflex	C-1020N	

* All other sizes available. Please call for prices.

Cross Reference Parts List

BLACK & DECKER

		AIR TOOL	
PART NO.	DESCRIPTION	PART NO.	SUBSTITUTE PART
44001	Collet Insert - 1/8"	C-1027 - 1/8"	
44002	Collet Insert - 3/16"	C-1027 - 3/16"	
44003	Collet Insert - 1/4"	C-1027 - 1/4"	
44004	Collet Chuck Assembly - 4 Pcs., 1/4"	C-1021A	
	Collet Chuck Body - For Collet Chuck #44004	C-1021B	
	Collet Chuck Nut - For Collet Chuck #44004	C-1021N	
	Collet Chuck Nose Piece - For Collet Chuck #44004	C-1022	
44005	Depressed Center Wheel Adapter Nut - 1/4" to 3/8" Wheels	AE-114N	
	Depressed Center Wheel Adapter Nut - 1/2" to 3/4" Wheels	AE-114N-1	
	Depressed Center Wheel Adapter Nut - 1" Wheels	AE-114N-2	
44011	Collet Chuck Nut	C-1055N	
44012	Collet Body	C-1071B	
44013	Collet Nut	C-1071N	
44014	Collet Assembly	C-1071A	
44015	Collet Body	C-1070B	
44016	Collet Assembly	C-1070A	
45488	Collet Insert - 1/4"	C-1105 - 1/4"	
45488	Collet Insert - 1/8"	C-1105 - 1/8"	
45488	Collet Insert - 3/16"	C-1105 - 3/16"	
67155	Collet Nut	C-1081N	
86241	Collet Chuck	C-1055N	
86867	Collet Assembly	C-1021A	
86871	Collet Insert	C-1027 - 1/8"	
86871-01	Collet Insert	C-1027 - 3/16"	
86871-02	Collet Insert	C-1027 - 1/4"	
99369	Nut	SN-1	
679860	Collet Assembly	C-1071A	
679861	Collet Assembly	C-1070A	
695955	Wheel Washer		WW-301
696016	Wheel Washer		WW-302
696091	Wheel Washer		WW-103
696376	Wheel Washer		WW-304
701494	Collet Nut	C-1071N	
701512	Collet Body	C-1071B	
701513	Collet Body	C-1070B	
718503	Collet Chuck Body - for #718504	C-1009B	
718504	Collet Chuck Assembly - 2 Pcs., 1/4"	C-1009A	
718519	Collet Chuck Nut - for #718504	C-1009N	
718520	Collet Insert - 1/4"	C-1093 - 1/4"	
718523	Collet Insert - 1/8"	C-1093 - 1/8"	
718552	Wheel Adapter Extension Body	AE-111B	
718553	Wheel Adapter Extension Assembly	AE-111A	
718554	Wheel Adapter Extension Screw	AE-111S	
718557	Wheel Washer	WW-101	
718561	Cone Wheel Adapter		AE-119
718562	Wheel Adapter Body		AE-104-2B
718563	Wheel Adapter Assembly		AE-104-2A
718564	Wheel Adapter Assembly		AE-103A
718566	Cone Wheel Adapter		AE-107-1
718585	Collet Chuck Nut	C-1010N	

Cross Reference Parts List

Black & Decker Continued

PART NO.	DESCRIPTION	AIR TOOL	
		PART NO.	SUBSTITUTE PART
718586	Collet Chuck Body	C-1010B	
718587	Collet Chuck Assembly - 2 PC., 1/4"	C-1010A	
718588	Collet Chuck Nut	C-1015N	
718589	Collet Chuck Body	C-1015B	
718590	Collet Chuck Assembly - 2 PC., 3/8"	C-1015A	
718828	Depressed Center Wheel Adapter - 1/4" to 3/8" Wheels	AE-114U	
	Depressed Center Wheel Adapter - 1/2" to 3/4" Wheels	AE-114U-1	
	Depressed Center Wheel Adapter - 1" Wheels	AE-114U-2	
719972	Spiralool Disc Clamp Nut	SP-102	
	Spiralool Disc Clamp Nut Wrench	WR-102	
719973	Spiralool Backing Pad - 9" Medium	R-900R	
719975	Spiralool Backing Pad - 7" Medium	R-700R	

CHICAGO PNEUMATIC

PART NO.	DESCRIPTION	AIR TOOL	
		PART NO.	SUBSTITUTE PART
C-013232	Wheel Washer	WW-303	
S-016810	Wheel Washer	WW-103	
C-017522	Wheel Washer		WW-304
C-038190	Wheel Washer	WW-301	
C-042512	Collet Chuck Body & Nut - Rubberflex	C-1020B	
C-042514	Collet Insert - 1/8" - Rubberflex	C-1041 - 1/8"	C-1105 - 1/8"
C-042515	Collet Insert - 3/16" - Rubberflex	C-1041 - 3/16"	C-1105 - 3/16"
C-042516	Collet Insert - 1/4" - Rubberflex	C-1041 - 1/4"	C-1105 - 1/4"
C-042562	Collet Nut - Rubberflex	C-1020N	
	Collet Chuck Assembly - 3 Pcs., 1/8" - Rubberflex	C-1020A - 1/8"	
	Collet Chuck Assembly - 3 Pcs., 1/4" - Rubberflex	C-1020A - 1/4"	
C-050588	Clampnut	AE-146N	
C-054453	Collet Chuck Body	C-1021B	
	Collet Chuck Assembly - With Insert - Specify Size	C-1021A	
	Collet Chuck Nut - For Assembly #C-054453	C-1021N	
	Collet Chuck Nose Piece - For Assembly #C-054453	C-1022	
C-059946	Wheel Washer		WW-201
C-063785	Wheel Washer	WW-101	
S-066271	Collet Chuck Assembly (Flat Thread) - 2 Pcs., 1/4" - Jacobs	C-1086A	
S-066271	Collet Chuck Assembly - New Style	C-1092A	
S-067920	Spiralool Disc Clamp Nut Wrench	WR-102	
US-068790	Spiralool Disc Clamp Nut	SP-102	
C-069969	Extended Collet Chuck Assembly - 2 Pcs., 1/4"		C-1036A
S-077292	Collet Assembly (Flat Thread)	C-1088A	
S-077858	Collet Nut (Flat Thread)	C-1086N	
C-086722	Wheel Adapter Extension Assembly		AE-113A
C-086726	Wheel Adapter Extension Assembly		AE-115A
C-087920	Depressed Center Wheel Adapter - 1/4" to 3/8" Wheels	AE-114U	
	Depressed Center Wheel Adapter - 1/2" to 3/4" Wheels	AE-114U-1	
	Depressed Center Wheel Adapter - 1" Wheels	AE-114U-2	
	Wheel Adapter Nut - 1/4" to 3/8" Wheels	AE-114N	
	Wheel Adapter Nut - 1/2" to 3/4" Wheels	AE-114N-1	
	Wheel Adapter Nut - 1" Wheels	AE-114N-2	
	Wheel Adapter Flange	AE-114F	

Cross Reference Parts List

Chicago Pneumatic Continued

PART NO.	DESCRIPTION	AIR TOOL	
		PART NO.	SUBSTITUTE PART
	Wheel Adapter Washer	AE-114W	
C-088130	Wheel Adapter Assembly		AE-103A
S-091833	Spiralcoo Backing Pad - 5" Medium	R-500R	
S-091836	Spiralcoo Backing Pad - 7" Medium	R-700R	
S-091839	Spiralcoo Backing Pad - 9" Medium	R-900R	
S-97250	Collet Nut (Flat Thread)	C-1088N	
C-104637	Collet Assembly (Flat Thread)	C-1101A	
C-104864	H.D. Collet Assembly (Flat Thread)	C-1087A	
C-110297	Collet Insert - 1/4"	C-1027 - 1/4"	
C-110298	Collet Insert - 3/16"	C-1027 - 3/16"	
C-110299	Collet Insert - 1/8"	C-1027 - 1/8"	
C-118785	Collet Chuck Assembly - 4 Pc., 1/4"	C-1034A	
C-119255	Collet Chuck Nut - For Collet Chuck #C-119256	C-1023N	
C-119256	Collet Body	C-1023B	
C-119729	Collet Insert - 1/4"	C-1028 - 1/4"	
C-119730	Collet Insert - 3/8"	C-1028 - 3/8"	
C-121783	Collet Assembly	C-1085A	
C-122770	Collet Body & Nut (No Insert)	C-1023 - B + N	
C-123029	Collet Adapter - 1/4" to 1/8"		C-1040 - 1/8"
KF-124525		C-1005N	
C-138727	Collet Insert	C-1074 - 1/4" and 1/8" Long and Short	

CLECO DRESSER

PART NO.	DESCRIPTION	AIR TOOL	
		PART NO.	SUBSTITUTE PART
202026	Collet Body		C-1001A
202045	Collet Nut		C-1001N
411191	Collet Chuck Assembly - 2 Pc., 1/8"		
412088	Collet Body	C-1017A	
412091	Collet Chuck Nut	C-1017B	
412138	Collet Adapter - 1/4" to 3/16"	C-1017N	
412140	Collet Adapter - 1/4" to 1/8"		C-1040 - 3/16"
412460	Collet Chuck Nut		C-1040 - 1/8"
412465	Wheel Washer	C-1019N	
412794	Cone Wheel Adapter	WW-103	
412797	Cone Wheel Adapter		AE-107-3
413232	Wheel Washer		AE-107-1
413783	Wheel Washer		WW-303
841937	Collet Chuck Assembly - 3/8"	WW-104	
841939	Collet Chuck Assembly - 1/4"	C-1034A	
842720	Wheel Washer	C-1021A	
842722	Wheel Washer	WW-102	
842724	Wheel Washer	WW-302	
843422	Adapter Nut	WW-304	
843490	Wheel Adapter Extension Assembly	AE-146M	
843496	Wheel Adapter Assembly		AE-111A
843593	Collet Nut		AE-104-1A
847044	Wheel Washer	C-1001N	
847045	Wheel Washer	WW-103	
		WW-105	

Cross Reference Parts List

Cleco Dresser Continued

		AIR TOOL	
PART NO.	DESCRIPTION	PART NO.	SUBSTITUTE PART
847046	Wheel Washer	WW-203	
847047	Wheel Washer		WW-301
847508	Collet Chuck Body	C-1034B	
847509-7	Collet Chuck Nose Piece	C-1022	
847510-5	Collet Chuck Nut	C-1021N	
847512	Collet Chuck Body and Nut - Rubberflex	C-1020B	
847523-8	Collet Insert - 1/4"	C-1027 - 1/4"	
847530-3	Collet Chuck Body	C-1021B	
847531	Collet Chuck Nut - Rubberflex	C-1020N	
847532	Collet Insert - 1/8" - Rubberflex	C-1041 - 1/8"	C-1105 - 1/8"
847533	Collet Insert - 1/4" - Rubberflex	C-1041 - 1/4"	C-1105 - 1/4"
847534-5	Collet Insert - 1/8"	C-1027 - 1/8"	
847535-2	Collet Insert - 3/16"	C-1027 - 3/16"	
847803-4	Collet Chuck Nut	C-1023N	
847805-9	Collet Insert - 3/8"	C-1028 - 3/8"	
847811-7	Collet Insert - 1/4"	C-1028 - 1/4"	
849142	Collet Chuck Assembly - 2 Pc., 1/4"	C-1007A	
	Collet Chuck Nut - For Collet Chuck #849142	C-1007N	
849167	Cone Wheel Adapter		AE-107-1
849259-7	Spiralool Disc Clamp Nut	SP-102	
849269-6	Depressed Center Wheel Adapter - 1/4" to 3/8" Wheels	AE-114U	
	Depressed Center Wheel Adapter - 1/2" to 3/4" Wheels	AE-114U-1	
	Depressed Center Wheel Adapter - 1" Wheels	AE-114U-2	
	Wheel Adapter Nut - 1/4" to 3/8" Wheels	AE-114N	
	Wheel Adapter Nut - 1/2" to 3/4" Wheels	AE-114N-1	
	Wheel Adapter Nut - 1" Wheels	AE-114N-2	
	Wheel Adapter Flange	AE-114F	
	Wheel Adapter Washer	AE-114W	
849342	Collet Assembly 2 Pc., 1/4"	C-1001A	
849416	Collet Chuck Assembly - 2 Pc., 3/8"		C-1015A
849834	Spiralool Disc Clamp Nut Wrench	WR-102	
849848	Spiralool Backing Pad - 5" Medium	R-500R	
849913	Spiralool Backing Pad - 7" Medium	R-700R	
849914	Spiralool Backing Pad - 9" Medium	R-900R	
849997	Extended Collet Chuck Assembly - 2 Pc., 1/4"		C-1036A
	Collet Chuck Nut - For Collet Chuck #849997		C-1013N
865423-8	Collet Insert - 3/16"	C-1028 - 3/16"	
863888-4	Collet Chuck Body - For Collet Chuck #881371	C-1023B	
865474	Collet Insert - 5/64"	C-1028 - 5/64"	
865475	Collet Insert - 5/32"	C-1028 - 5/32"	
865482	Collet Insert - 3/32"	C-1028 - 3/32"	
865501-1	Collet Insert - 5/16"	C-1028 - 5/16"	
881252	Wheel Adapter Assembly		AE-116A
881253	Wheel Adapter Assembly		AE-105A
881371	Collet Chuck Assembly	C-1023A	
881714	Collet Chuck Body and Nut - Rubberflex	C-1020B+ N	
889271	Spiralool Backing Pad - 4" Medium	R-400R	

Cross Reference Parts List

DOTCO

		AIR TOOL	
PART NO.	DESCRIPTION	PART NO.	SUBSTITUTE PART
100	Collet	C-1075 - 1/8"	
102	Collet	C-1075 - 3/32"	
204	Collet Insert - 1/8"	C-1028 - 1/8"	
205	Collet Insert	C-1028 - 5/32"	
206	Collet Insert	C-1028 - 3/16"	
208	Collet Insert - 1/4"	C-1028 - 1/4"	
210	Collet Insert	C-1028 - 5/16"	
212	Collet Insert - 3/8"	C-1028 - 3/8"	
303	Collet Insert	C-1027 - 3/32"	
304	Collet Insert - 1/8"	C-1027 - 1/8"	
305	Collet Insert	C-1027 - 5/32"	
306	Collet Insert - 3/16"	C-1027 - 3/16"	
307	Collet Insert	C-1027 - 7/32"	
308	Collet Insert - 1/4"	C-1027 - 1/4"	
1053	Collet Chuck Nose Piece	C-1022	
1054	Collet Chuck Body	C-1034B	
1058	Collet Chuck Nut - For Collet Chuck #1054	C-1021N	
	Collet Chuck Assembly - 4 Pc, 1/4"	C-1034A	
1608	Collet Nut	C-1035N	
2054	Collet Chuck Body	C-1023B	
2057	Spindle Nut	SN-1	
2058	Collet Chuck Nut - For Collet Chuck #2054	C-1023N	
2060	Collet Chuck Body	C-1023B	
3085	Collet Nut	C-1035N	
2308	Wheel Adapter Assembly		AE-103A
7668	Flange	AE-146N	
7808	Collet Insert - 1/8"	C-1110	
	Collet Insert - 3/16"	C-1110	
	Collet Insert - 1/4"	C-1110	
14-1148	Collet Assembly	C-1034A	
14-2115	Spiralcool Pad - 5" Flexible	F-500R	
14-2116	Spiralcool Backing Pad - 5" Medium	R-500R	
14-2117	Spiralcool Pad - 5" Rigid	H-500R	
14-2118	Spiralcool Disc Clamp Nut	SP-102	
14-2119	Spiralcool Disc Clamp Nut Wrench	WR-102	
14-2200	Spiralcool Backing Pad - 7" Medium	R-700R	
14-2201	Spiralcool Pad - 7" Rigid	H-700R	
14-2202	Spiralcool Pad - 9" Flexible	F-900R	
14-2203	Spiralcool Backing Pad - 9" Medium	R-900R	
14-2204	Spiralcool Pad - 9" Rigid	H-900R	
14-2529	Spiralcool Pad - 7" Flexible	F-700R	
14-3043	Adapter 7/16 20 Thread	AE-173	
14-3052	Wheel Washer		WW-103
14-3082	Collet Chuck Assembly - 3 Pc, 3/8"	C-1059A	
14-3083	Collet Chuck Assembly - 3 Pc, 1/4"	C-1080A	
14-3086	Cone Wheel Adapter		AE-118
14-3087	Cone Wheel Adapter		AE-119
14-3088	Cone Wheel Adapter		AE-107-1
14-3089	Wheel Adapter Extension Assembly		AE-113A
14-3090	Wheel Adapter Extension Assembly		AE-111A

Cross Reference Parts List

Dotco Continued

		AIR TOOL	
PART NO.	DESCRIPTION	PART NO.	SUBSTITUTE PART
14-5008	Depressed Center Wheel Adapter - 1/4" to 3/8" Wheels	AE-114U	
	Depressed Center Wheel Adapter - 1/2" to 3/4" Wheels	AE-114U-1	
	Depressed Center Wheel Adapter - 1" Wheels	AE-114U-2	
	Wheel Adapter Nut - 1/4" to 3/8" Wheels	AE-114N	
	Wheel Adapter Nut - 1/2" to 3/4" Wheels	AE-114N-1	
	Wheel Adapter Nut - 1" Wheels	AE-114N-2	
	Wheel Adapter Flange	AE-114F	
	Wheel Adapter Washer	AE-114W	

GARDNER-DENVER

		AIR TOOL	
PART NO.	DESCRIPTION	PART NO.	SUBSTITUTE PART
80-G-160	Wheel Washer		WW-302
10549	Collet Nut	C-1091N	
10550	Collet - 1/4" .250		C-1068 - 1/4"
240311	Collet Insert - 1/4"	C-1027 - 1/4"	
500152	Collet Chuck Assembly - 2 Pc., 1/4"		C-1007A
501541	Wheel Adapter Extension Assembly		AE-113A
504494	Wheel Washer		WW-301
513800	Wheel Washer	WW-104	
525273	Collet Insert - 1/4"	C-1028 - 1/4"	
525274	Collet Insert - 3/8"	C-1028 - 3/8"	
525275	Collet Chuck Nut	C-1023N	
525276	Collet Chuck Body		C-1023B
527644	Spiralool Backing Pad - 5" Flex.	F-500R	
527648	Spiralool Disc Clamp Nut	SP-102	
527650	Spiralool Disc Clamp Nut Wrench	WR-102	
527651	Spiralool Backing Pad - 7" Flex.	F-700R	
528048	Collet Chuck Nose Piece	C-1022	
528049	Collet Chuck Body		C-1034B
528050	Collet Chuck Nut	C-1021N	
528096	Spiralool Backing Pad - 5" Med.	R-500R	
528097	Spiralool Backing Pad - 7" Med.	R-700R	
528098	Spiralool Backing Pad - 9" Flex.	F-900R	
528099	Spiralool Backing Pad - 9" Med.	R-900R	
528804	Collet Insert - 1/8"	C-1028 - 1/8"	
528806	Collet Insert - 3/16"	C-1028 - 3/16"	
528809	Collet Insert - 5/16"	C-1028 - 5/16"	
528814	Collet Insert - 1/8"	C-1027 - 1/8"	
528816	Collet Insert - 3/16"	C-1027 - 3/16"	

Cross Reference Parts List

INGERSOLL-RAND

PART NO.	DESCRIPTION	AIR TOOL	
		PART NO.	SUBSTITUTE PART
AG21-337-A3	Flange Nut	AE-159	
AG210-698	Nose Piece	C-1022	
AG210-699	Collet Nut	C-1021N	
D-945K-226	Spiralool Disc Clamp Nut	SP-102	
D-945K-228A	Spiralool Backing Pad - 7" Medium	R-700R	
D-945K-26	Spiralool Disc Clamp Nut Wrench	WR-102	
DEG31-16	Wheel Washer	WW-102	
DG20-104-L6	Adapter	AE-176	
DG20-700-G4	Collet	C-1082	
DG110-A290-G2	Collet Assembly	C-1077A - 1/8"	
DF110-A290-G4	Collet Assembly	C-1077A - 1/4"	
DG110-290	Collet Body	C-1077B	
DG110-699	Collet Nut	C-1077N	
DG110-700-G2	Collet Insert	C-1027 - 1/8"	
DG110-700-G3	Collet Insert	C-1027 - 3/16"	
DG110-700-G4	Collet Insert	C-1027 - 1/4"	
DG120-A290-G4	Collet Chuck Assembly - 1/4"	C-1057A - 1/4"	
DG120-A290-G6	Collet Chuck Assembly - 3/8"	C-1057A - 3/8"	
DG120-A290-G8	Collet Chuck Assembly - 5/16"	C-1057A - 5/16"	
DG120-290	Collet Chuck Body	C-1057B	
DG120-699A	Collet Chuck Nut	C-1023N	
DG120-700-G6	Collet Insert	C-1028 - 3/8"	
DG121-700-M8	Collet Insert	C-1028 - 5/16"	
DG210-A290-G2	Collet Assembly	C-1078A - 1/8"	
DG210-A290-G4	Collet Assembly	C-1078 - 1/4"	
DG210-290	Collet Body	C-1078B	
DG220-290	Collet Body	C-1094B	
DG-220-A290-G4	Collet Assembly	C-1094A - 1/4"	
DG-220-A290-G6	Collet Assembly	C-1094A - 3/8"	
EG-304-H62	Adapter	AE-175A	
G120-291	Collet Chuck Nose Piece	C-1022	
G120-4	Collet Chuck Body	C-1034B	
G120-699	Collet Chuck Nut	C-1021N	
G120-700-2	Collet Insert - 1/8"	C-1027 - 1/8"	
G-120-700-3	Collet Insert - 3/16"	C-1027 - 3/16"	
G-120-700-4	Collet Insert - 1/4"	C-1027 - 1/4"	
G140-4	Collet Chuck Body	C-1023B	
G140-699	Collet Chuck Nut	C-1062N	
G140-700-2	Collet Insert - 1/8"	C-1028 - 1/8"	
G140-700-3	Collet Insert - 3/16"	C-1028 - 3/16"	
G140-700-4	Collet Insert - 1/4"	C-1028 - 1/4"	
G160-700-6	Collet Insert - 3/8"	C-1028 - 3/8"	
G160HD-699	Collet Chuck Nut	C-1058N	
G160HD-700	Collet Insert - 1/4"	C-1028 - 1/4"	
LG 1-290	Collet Body	C-1034B	
LG 2-290	Collet Body	C-1113B	
RO-290	Collet Body - 1/2"		C-1016B
RO-291	Collet Chuck Nut		C-1016N
RO-295	Wheel Adapter Extension Assembly		AE-113A
RO390	Collet Body - 1/4"	C-1008B	
R3F-S337A	DC Wheel Adapter Flange	AE-221F	
R3F-AS337A	DC Wheel Adapter Kit	AE-221A	

Cross Reference Parts List

Ingersoll-Rand Continued

		AIR TOOL	
PART NO.	DESCRIPTION	PART NO.	SUBSTITUTE PART
RO-391	Collet Chuck Nut	C-1008N	
ROA2D61-337	Flange	AE-155	
RO-A290	Collet Chuck Assembly - 2 Pcs, 1/2"		C-1016A
RO-A390	Collet Chuck Assembly - 2 Pcs, 1/4"	C-1008A	
ROO-299	Collet Chuck Nut	C-1018N	
ROO-300	Collet Insert - 1/8"	C-1029 - 1/8"	
ROO-300	Collet Insert - 1/4"	C-1029 - 1/4"	
ROO-4A	Collet Shaft or Arbor	C-1018B	
ROO1-295	Wheel Adapter Assembly		AE-112A
ROO1-299A	Collet Chuck Nut - Rubberflex	C-1020N	
ROO1-300	Collet Insert - 1/8" - Rubberflex	C-1041 - 1/8"	C-1105 - 1/8"
ROO1-300	Collet Insert - 3/16" - Rubberflex	C-1041 - 3/16"	C-1105 - 3/16"
ROO1-300	Collet Insert - 1/4" - Rubberflex	C-1041 - 1/4"	C-1105 - 1/4"
ROO1-699	Collet Nut	C-1095N	
ROO1-700	Collet Insert - 1/4"	C-1095 - 1/4"	
ROO1-700	Collet Insert - 1/8"	C-1095 - 1/8"	
R1-16	Wheel Washer	WW-103	
R1-A298	Wheel Adapter Extension Assembly		AE-111A
R2-44	Wheel Adapter Extension Screw		AE-113S
R3-16	Wheel Washer	WW-302	
R3-94	Wheel Washer	WW-201	
R3F-S337A	Depressed Center Wheel Adapter Flange		AE-221
R3F-AS-337	Wheel Adapter Unit - 1/4" to 3/8" Wheels		AE-221A
R3F-338	Depressed Center Wheel Adapter Nut - 1/4" to 3/8" Wheels	AE-114N	
	Depressed Center Wheel Adapter Nut - 1/2" to 3/4" Wheels	AE-114N-1	
	Depressed Center Wheel Adapter Nut - 1" Wheels	AE-114N-2	
R15-16	Wheel Washer	WW-201	
202-700	Collet Insert	C-1074 - 1/4" & 1/8"	
308-700	Collet Insert	C-1074 - 1/4" & 1/8"	
728-111	Wheel Spacer	WS-1	

METAL REMOVAL

		AIR TOOL	
PART NO.	DESCRIPTION	PART NO.	SUBSTITUTE PART
303-0010	Adapter	AE-122	
310-0045	Collet Chuck Assembly - 3 Pcs, 1/4" - Rubberflex	C-1020A	
310-0046	Collet Insert - 1/8" - Rubberflex	C-1041 - 1/8"	C-1105 - 1/8"
310-0047	Collet Insert - 3/16" - Rubberflex	C-1041 - 3/16"	C-1105 - 3/16"
310-0048	Collet Insert - 1/4" - Rubberflex	C-1041 - 1/4"	C-1105 - 1/4"
C-119255	Collet Chuck Nut	C-1023N	
C-119256	Collet Chuck Assembly - 3 Pcs, 1/4"	C-1023A	
C-119729	Collet Insert - 1/4"	C-1028 - 1/4"	
C-119730	Collet Insert - 3/8"	C-1028 - 3/8"	
412088	1/8" Collet Spindle	C-1017B	
412091	Collet Nut	C-1017N	
841937	Collet Chuck Assembly - 4 Pcs, 1/4"	C-1034A	
847508	Collet Chuck Body	C-1034B	
847509	Collet Chuck Nose Piece	C-1022	
847510	Collet Chuck Nut	C-1021N	
847523	Collet Insert - 1/4"	C-1027 - 1/4"	

Cross Reference Parts List

Metal Removal Continued

PART NO.	DESCRIPTION	AIR TOOL	
		PART NO.	SUBSTITUTE PART
847534	Collet Insert - 1/8"	C-1027 - 1/8"	
847535	Collet Insert - 3/16"	C-1027 - 3/16"	
847803	Collet Chuck Nut	C-1023N	
847805	Collet Insert - 3/8"	C-1028 - 3/8"	
847811	Collet Insert - 1/4"	C-1028 - 1/4"	
881371	Collet Chuck Assembly - 3 Pc., 1/4"	C-1023A	
204	Collet Insert	C-1028 - 1/8"	
206	Collet Insert	C-1028 - 3/16"	
208	Collet Insert	C-1028 - 1/4"	
304	Collet Insert	C-1027 - 1/8"	
306	Collet Insert	C-1027 - 3/16"	
308	Collet Insert	C-1027 - 1/4"	
1053	Nose Piece	C-1022	
1054	Collet Body	C-1034B	
1058	Collet Nut	C-1021N	
2054	Collet Body	C-1023B	
2058	Collet Nut	C-1023N	
310-0035-02	Mandrel	AE-202A	
310-0035-06	Mandrel	AE-203A	

ROCKWELL (BUCKEYE)

PART NO.	DESCRIPTION	AIR TOOL	
		PART NO.	SUBSTITUTE PART
92233	Collet Insert	C-1074 - 1/4"	
1001189	Wheel Washer		WW-302
1001494	Wheel Washer	WW-103	
1004576	Wheel Washer	WW-304	
1004924	Wheel Washer		WW-104
1006030	Spiralool Disc Clamp Nut	SP-102	
1006645	Collet Insert - 1/8"		C-1093 - 1/8"
1006647	Collet Insert - 1/4"		C-1093 - 1/4"
1008373	Wheel Washer	WW-301	
1008598	Cone Wheel Adapter	AE-122	
1008949	Spiralool Disc Clamp Nut Wrench	WR-102	
1009034	Wheel Washer		WW-201
1009035	Wheel Washer		WW-104
1009058	Wheel Washer		WW-204
1009132	Spiralool Backing Pad - 5" Medium	R-500R	
1009135	Spiralool Backing Pad - 7" Medium	R-700R	
1009138	Spiralool Backing Pad - 9" Medium	R-900R	
1010230	Collet Chuck Nut - Rubberflex	C-1020N	
1010232	Collet Insert - 1/4" - Rubberflex	C-1041 - 1/4"	C-1105 - 1/4"
1010233	Collet Insert - 3/16" - Rubberflex	C-1041 - 3/16"	C-1105 - 3/16"
1010234	Collet Insert - 1/8" - Rubberflex	C-1041 - 1/8"	C-1105 - 1/8"
1011116	Collet Nut	C-1068N	
1011117	Collet Insert - 1/4"	C-1068 - 1/4"	
1014493	Collet Insert - 1/4"	C-1068 - 1/4"	
1011595	Retainer Nut	AE-146N	
1017695	Collet	C-1027 - 1/4"	
1020130	Wheel Adapter Extension Assembly		AE-113A

Cross Reference Parts List

Rockwell (Buckeye) Continued

PART NO.	DESCRIPTION	AIR TOOL	
		PART NO.	SUBSTITUTE PART
1020372	Collet Chuck Assembly - 2 Pc., 1/2"		C-1016A
1020513	Collet Chuck Assembly - 2 Pc., 3/8"		C-1015A
1021767	Depressed Center Wheel Adapter - 1/4" to 3/8" Wheels	AE-114U	
	Depressed Center Wheel Adapter - 1/2" to 3/4" Wheels	AE-114U-1	
	Depressed Center Wheel Adapter - 1" Wheels	AE-114U-2	
	Wheel Adapter Nut - 1/4" to 3/8" Wheels	AE-114N	
	Wheel Adapter Nut - 1/2" to 3/4" Wheels	AE-114N-1	
	Wheel Adapter Nut - 1" Wheels	AE-114N-2	
1023870	Collet Chuck Assembly - 2 Pc., 1/4"		C-1007A
1023872	Extended Collet Chuck Assembly - 2 Pc., 1/4"		C-1036A

ROTOR

PART NO.	DESCRIPTION	AIR TOOL	
		PART NO.	SUBSTITUTE PART
4DG-175	Wheel Washer		WW-103
791-1196	Wheel Washer		WW-302
792-1040	Wheel Washer		WW-201
794-1005	Wheel Washer		WW-304
827-1038	Collet Chuck Nut		C-1009N
870-1031	Adapter Body	AE-185B	
870-1032	Screw	AE-185S	
1086-1009	Adapter Body	AE-184B	
1086-1010	Screw	AE-184S	
1086-1072	Wheel Washer	WW-102	
1086-1097	Collet Chuck Nut	C-1012N	
1095-1043	Cone Wheel Adapter		AE-107-1
1123-1039	Collet Adapter		C-1040 - 3/16"
1123-1073	Collet Adapter		C-1041 - 1/8"
1171-1317B	Collet Insert - 1/4"	C-1028 - 1/4"	
1171-1317D	Collet Insert - 3/8"	C-1028 - 3/8"	
1172-1369	Cone Wheel Adapter		AE-122
1223-1074	Collet Chuck Nut - Rubberflex	C-1020N	
1223-1317	Collet Insert - 1/8" - Rubberflex	C-1041 - 1/8"	C-1105 - 1/8"
1223-1317A	Collet Insert - 3/16" - Rubberflex	C-1041 - 3/16"	C-1105 - 3/16"
1223-1317B	Collet Insert - 1/4" - Rubberflex	C-1041 - 1/4"	C-1105 - 1/4"
1230-1373	Collet Chuck Assembly - 4 Pc., 1/4"	C-1021A	
	Collet Chuck Nut (For #1230-1373)	C-1021N	
	Collet Nose Piece (For #1230-1373)	C-1022	
1233-1317C	Collet Insert - 1/8"	C-1027 - 1/8"	
1233-1317E	Collet Insert - 3/16"	C-1027 - 3/16"	
1233-1317H	Collet Insert - 1/4"	C-1027 - 1/4"	
M4DG-241A	Wheel Adapter Extension Assembly		AE-115A
M826-1021	Collet Chuck Assembly - 2 Pc., 1/4"		C-1007A
M827-1037	Collet Chuck Assembly - 2 Pc., 1/4"		C-1009A
M870-1027	Extended Collet Chuck Assembly - 2 Pc., 1/4"		C-1036A
M870-1031	Adapter Assembly	AE-185A	
M872-1004	Extended Collet Chuck Assembly - 2 Pc., 1/4"		C-1036A
M1086-1009	Adapter Assembly	AE-184A	
M1086-1052	Wheel Adapter Assembly		AE-112A
M1086-1096	Collet Chuck Assembly - 2 Pc., 1/4"	C-1012A	

Cross Reference Parts List

Rotor Continued

PART NO.	DESCRIPTION	AIR TOOL	
		PART NO.	SUBSTITUTE PART
M1086-1110	Wheel Adapter Assembly		AE-103A
M1127-1025	Depressed Center Wheel Adapter - 1/4" to 3/8" Wheels	AE-114U	
	Depressed Center Wheel Adapter - 1/2" to 3/4" Wheels	AE-114U-1	
	Depressed Center Wheel Adapter - 1" Wheels	AE-114U-2	
	Wheel Adapter Nut - 1/4" to 3/8" Wheels	AE-114N	
	Wheel Adapter Nut - 1/2" to 3/4" Wheels	AE-114N-1	
	Wheel Adapter Nut - 1" Wheels	AE-114N-2	
	Wheel Adapter Flange	AE-114F	
M1170-1167	Wheel Adapter Assembly		AE-116

SIoux

PART NO.	DESCRIPTION	AIR TOOL	
		PART NO.	SUBSTITUTE PART
510	Depressed Center Wheel Adapter - 1/4" to 3/8" Wheels		AE-114U
	Depressed Center Wheel Adapter - 1/2" to 3/4" Wheels		AE-114U-1
	Depressed Center Wheel Adapter - 1" Wheels		AE-114U-2
	Wheel Adapter Nut - 1/4" to 3/8" Wheels		AE-114N
	Wheel Adapter Nut - 1/2" to 3/4" Wheels		AE-114N-1
	Wheel Adapter Nut - 1" Wheels		AE-114N-2
	Wheel Adapter Flange		AE-114F
2354	Wheel Adapter Assembly		AE-104-1A
21086	Collet Chuck Body - Rubberflex	C-1020B	
21087	Collet Insert - 1/4" - Rubberflex	C-1041 - 1/4"	C-1105 - 1/4"
21088	Collet Insert - 3/16" - Rubberflex	C-1041 - 3/16"	C-1105 - 3/16"
21089	Collet Insert - 1/8" - Rubberflex	C-1041 - 1/8"	C-1105 - 1/8"
21090	Collet Chuck Assembly - 3 Pc., 1/8" - Rubberflex	C-1020A - 1/8"	
21091	Collet Chuck Assembly - 3 Pc., 3/16" - Rubberflex	C-1020A - 3/16"	
21092	Collet Chuck Assembly - 3 Pc., 1/4" - Rubberflex	C-1020A - 1/4"	
21093	Collet Chuck Nut - Rubberflex	C-1020N	
21099	Collet Assembly	C-1021A	
21100	Collet Insert - 1/4"	C-1027 - 1/4"	
21101	Collet Insert - 3/16"	C-1027 - 3/16"	
21102	Collet Insert - 1/8"	C-1027 - 1/8"	
21103	Collet Chuck Body	C-1021B	
21104	Collet Chuck Nut	C-1021N	
21105	Collet Chuck Nose Piece	C-1022	
21106	Collet Chuck Body	C-1034B	
21107	Collet Assembly	C-1034A	
21110	Collet Insert - 1/4"	C-1028 - 1/4"	
21111	Collet Insert - 3/8"	C-1028 - 3/8"	
43340	Collet Chuck Assembly - 2 Pc., 1/4"		C-1013A
43343	Collet Chuck Assembly - 2 Pc., 1/4"		C-1052A
43346	Collet Chuck Assembly - 4 Pc., 1/8"	C-1021A - 1/8"	
43347	Collet Chuck Assembly - 4 Pc., 3/16"	C-1021A - 3/16"	
43348	Collet Chuck Assembly - 4 Pc., 1/4"	C-1021A - 1/4"	
43349	Collet Chuck Assembly - 4 Pc., 1/8"	C-1034A - 1/8"	
43350	Collet Chuck Assembly - 4 Pc., 3/16"	C-1034A - 3/16"	
43351	Collet Chuck Assembly - 4 Pc., 1/4"	C-1034A - 1/4"	
44440	Collet Chuck Insert		C-1025 - 1/4"
44522	Collet Chuck Insert		C-1025 - 1/8"
44523	Collet Chuck Insert		C-1025 - 3/16"

